

Mastering the 10-Minute Mini-Lesson

SAMPLE
LESSON
PLAN

Educational Messages to Review: Home Fire Escape

4.2.1 When the smoke alarm sounds, get outside and stay outside.

Go to the outside meeting place.

Call 9-1-1.

Topic: 9-1-1 on the Go: Using a Mobile Phone to Report an Emergency.

Audience: Children in 1st grade and up with their families

Lesson Objective: By the end of the lesson, participants will be able to override a mobile phone passcode in order to call **9-1-1** during an emergency.

For more information about teaching children to report an emergency, visit nfpa.org/Intb and click on Level 1.

Step 1: Introduction (1–2 Minutes)

- Greet the participants and thank them for their time. Let them know you are happy to help them learn more about how to keep families safe from fire.
- Share your connection to the community.
- HOOK: Ask the crowd, “What should you do when the smoke alarm sounds?”
Get outside quickly and head to the family meeting place. Call 9-1-1 from a mobile phone or a neighbor’s phone.
- Explain that about 70% of **9-1-1** calls are made from a mobile phone. It is important that kids know how use a mobile phone to call **9-1-1**. This can be challenging because of all the different types of mobile phones.

Step 2: Body of the Presentation (7–8 minutes)

- Ask the parents and caregivers in the audience to take out their mobile phones and show the kids how to activate the home screen. Point out that while the phones may have some different features, they also have many similarities.
- Use the visual to show the home screen of a mobile phone, highlighting the “Emergency” option. Ask parents and caregivers to show this feature on their own phones to children who are close by. Explain that if the caller does not know the passcode on a mobile phone, they can still call **9-1-1** by pressing this button.
- Inform the children of the following steps:
 - Once in the Emergency screen, press **9-1-1** in sequence then the green button to be connected with the dispatcher. (If needed, explain the role of the dispatcher) Refer to the visuals to outline the steps.
 - Once the dispatcher is on the line, speak clearly and give the following information:
 - The type of emergency
 - Name
 - Location
 - The number of the mobile phone being used, if known.
 - The caller should stay on the telephone until the dispatcher tells you to hang up.
- Ask for children to show you on the visuals or on an actual mobile phone the steps they would take to call **9-1-1**. **Be careful children do NOT complete the call.**
- Let the children know that some phones do not have a passcode. If this is the case, they can go directly to the keypad and call **9-1-1**. Ask a couple of parent volunteers to show the children how they activate their phones and how to get to the keypad. Remind parents to practice this at home.



Your Source for SAFETY Information

NFPA Public Education Division • 1 Batterymarch Park, Quincy, MA 02169

www.nfpa.org/education

Mastering the 10-Minute Mini-Lesson: 9-1-1 on the Go: Using a Mobile Phone to Report an Emergency

Step 3: Conclusion (1 minute)

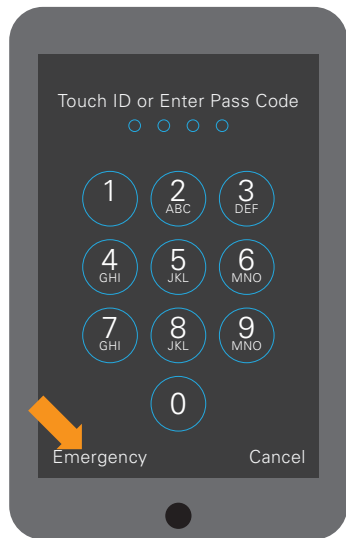
- Let's review! Give children the handouts. Ask them to point to the correct button for each step.
 - Step 1:** Emergency — Children point to the emergency button
 - Step 2:** 9 — Children point to the 9
 - Step 3:** 1 — Children point to the 1
 - Step 4:** 1 — Children point to the 1
 - Step 5:** Call — Children point to the green phone button.
- Tell the children they should take the handouts home and circle the correct buttons for each step.
- Remind everyone to only use **9-1-1** in an emergency. Parents and caregivers should review emergency situations with the children at home.
- Share your contact information and encourage participants to contact you if they have questions or concerns about other fire-safety issues.
- Thank everyone for giving you 10 minutes of their time to learn about calling **9-1-1**.

Want to keep the kids moving?

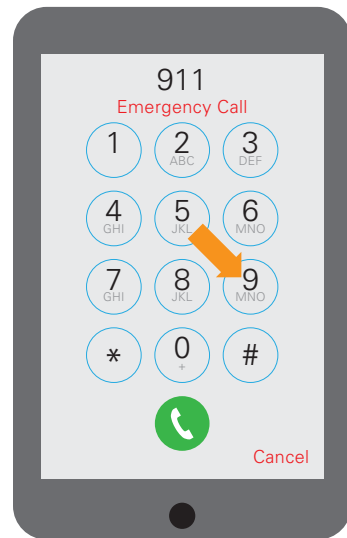
- Enlarge the posters so you have one keypad on each piece of paper.
- Create two sets of the 5 posters.
- Set the children up into teams.
- Place the posters and a marker about 20 feet from a start line.
- Have the children complete a relay race with each child circling a step on the posters in the correct order.
- The team to complete the task correctly first, wins!



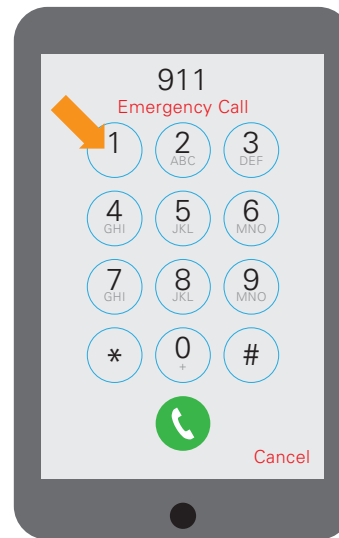
Call 9-1-1 from a mobile phone with a passcode



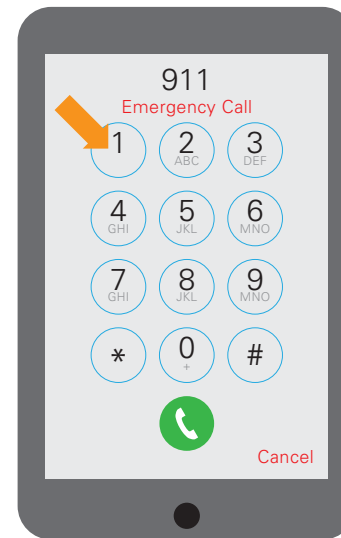
Step 1
Press
"Emergency"



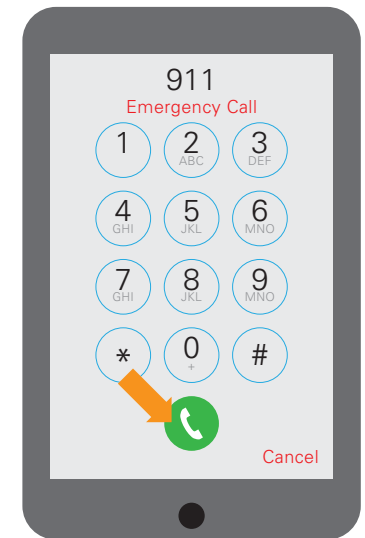
Step 2
Press
9



Step 3
Press
1



Step 4
Press
1



Step 5
Press
the green
button

When the dispatcher answers the phone, speak clearly and give the following information:

- The type of emergency
- Name
- Location
- The number of the mobile phone being used, if known.

Stay on the telephone until the dispatcher tells you to hang up.

Remember: Only call **9-1-1** in an emergency.



Call 9-1-1 from a mobile phone with a passcode

