

FIRE MARSHALS

QUARTERLY



INTERNATIONAL FIRE MARSHALS ASSOCIATION • SPRING 2009

The Missing Links

By Azarang (Ozzie) Mirkhah, P.E., CFO, EFO, CBO, MIFireE

Cut out the middleman. When shopping, never mind the retailers and their added-on profit margins; just go straight to the wholesalers, and you can save more. Each layer of management just adds more bureaucracy and skims off their presumed share of the resources, before passing it down. So then eliminate the unnecessary middle management, and not only do you save time and avoid the bureaucratic aggravation; but most importantly, you can plug up a drain that unnecessarily depletes the scarce resources.

These sound like great ideas, if you want to stretch your dollar and maximize your buying power, or enhance the organizational efficiency, don't they? But then just like everything else in life, there are pros and cons associated with any approach that we take.

For example, bypassing the middleman doesn't sound too logical in the Incident Command System (ICS), does it? Never mind all those Sections, Branches, Divisions, Groups, Strike Teams and the Task Forces drawn up on the board, and just go straight to the Units. That simply is unacceptable in our fire ground operations, and such actions would not be tolerated and is considered freelancing, right? Then why should we look at it any other way, when it comes to addressing the fire problem in our country? The bigger the problem, the more important is the application of the ICS. And believe me *the magnitude of the fire problem in our country demands that we apply a well-structured, organized, and systematic approach in addressing it.*

National Fire Protection Association (NFPA) fire loss reports and statistics reveal the true magnitude of the fire problem in our country. NFPA "*Fires in the United States During 2007*" indicates that there were 1,557,500 fires in the U.S. during 2007. Their report titled "*U.S. Fire Department Profile Through 2007*" indicates that there are an estimated 30,185 fire departments in our country that are tasked with protecting our population and responding to those fires. And their most recent report about the annual cost of fire titled "*The Total Cost of Fire in the United States*" published February 2008, 2005, indicates that "*for 2005, that total cost is estimated at \$267-294 billion, or roughly 2 to 2½% of U.S. gross domestic product*".

<http://www.nfpa.org/assets/files/PDF/firelossfacts2.pdf>

<http://www.nfpa.org/images/OS.FDProfile.pdf>

<http://www.nfpa.org/itemDetail.asp?categoryID=414&itemID=18239&URL=Research%20%20Reports/Fire%20reports/Economic%20impacts>

Based on our annual fire loss statistics, it should be evident that not having a well structured organizational mechanism and solid game plan to address the national fire problem means that each of us are just doing our own little thing in our own backyards, which is nothing short of freelancing in my mind.

It is not about the level of love, commitment and dedicated efforts, you know. After all, don't freelancers put their whole heart and might into their efforts and respond to fires with high determination and filled with commitment? Sure

(Continued on page 4)

IFMA Executive Board

Jimmy Hill, *President*
Deputy Chief/Fire Marshal
Los Angeles City Fire Department
200 N. Main Street, Room 1770
Los Angeles, CA 90012
(213) 978-3570 Fax (213) 978-3516
Email jimmy.hill@lacity.org

Charles "Ed" Altizer, *First Vice President*
State Fire Marshal
VA State Fire Marshals Office
VA Department of Fire Programs
1005 Technology Park Drive
Glen Allen, VA 23059
(804) 371-7170 Fax (804) 371-7092
Email ed.altizer@vdfp.virginia.gov

R.T. "Whitey" Leicht, *Second Vice President*
Chief Fire Protection Engineer
Delaware State Fire Marshals Office
4 Drummond Drive
Wilmington, DE 19808
(302) 739-7439 Fax (302) 323-5366
Email deputy44@aol.com

Steven Peavey, *Secretary*
Deputy Fire Marshal
Altamonte Springs Building/Fire Safety Division
225 Newburyport Ave.
Altamonte Springs, FL 32701
(407) 571-8432 Fax (407) 571-8445
Email speavey@altamonte.org

Jon Nisja, *Immediate Past President*
Supervisor
Minnesota State Fire Marshals Office
444 Cedar Street, Suite 145
St. Paul, MN 55101-5145
(651) 201-7204 Fax (651) 215-0525
Email jon.nisja@state.mn.us

Jeff Donahue, Term Expires 2009
Fire Marshal
Polk County Fire District 1
1800 Monmouth Street
Independence, OR 97351
(503) 838-1510 Fax
Email: Donahue.jeff@polk1.org

David Lind, Term Expires 2009
Fire Marshal
North Shore Fire Department
665E Brown Deer Road
Bayside, WI 53217
(414) 228-0246 Fax (414) 228-0298
Email dlind@nsfire.org

Gary Santoro, Term Expires 2010
2954 Lake Huron Lane
Tavares, Florida 32778-9111
Email gsantoro@embarqmail.com

Ken Tyree, Term Expires 2010
Lieutenant
Charleston Fire Department
808 Virginia Street W
Charleston, WV 25309
(304) 348-8058 Fax (304) 348-0731
Email: ken.tyree@charlestonfire.com

Steven F. Sawyer, *Executive Secretary*
NFPA
1 Batterymarch Park
Quincy, MA 02169
(617) 984-7423 Fax (617) 984-7056
Email ssawyer@nfpa.org

Fire Marshals Quarterly

The mission of the International Fire Marshals Association is to aid in the preservation of life and property by advocating, promoting and providing leadership in the prevention or mitigation of fire, explosions and other related hazardous conditions.

IFMA was incorporated in 1906.

In 1927, IFMA became a membership section of NFPA.

Published quarterly as a service to the membership of the International Fire Marshals Association (IFMA).

The articles published in the Quarterly are the opinion of the authors and not necessarily the opinion of IFMA or NFPA.

IFMA
1 Batterymarch Park
Quincy, MA 02169
(617) 984-7424 Fax (617) 984-7056
Email ifma@nfpa.org

IFMA Chapters

Alberta Fire Safety Officials Association

Gregory MacMillan, President
(780) 743-7064 Fax (780) 799-5910

Arizona Fire Marshals Association

Glenn T. D'Auria, President
(520) 791-4502 Fax

Arkansas Fire Marshals Association

Marc Lowery, President
(870) 741-2988 Fax (870) 741-4389

California Fire Chiefs, FPO Section Northern Division

Morgana Yahnke, President
(707) 428-7550 Fax (707) 399-0860

California Fire Chiefs, FPO Section Southern Division

Ken Kraus, President
(310) 253-5929 Fax (310) 253-5824

Fire Marshals Association of Alabama

Chip Martin, President
(251) 621-2815 Fax (251) 621-0067

Fire Marshals Association of Colorado

Rob Geislinger, President
Phone (720) 274-3704 Fax (720) 274-3781

Fire Marshals Association of Delaware Valley

Michael Moran, President
(302) 323-5365 Fax (302) 323-5366

Fire Marshals Association of Minnesota

Phil Owens, President
(651) 228-6234 Fax (651) 228-6241

Fire Prevention Association of Nevada

Reggie McCollins, President
(702) 229-0344 Fax (702) 229-0124

Fire Marshals Association of Oklahoma

Dan Salts, President
(918) 272-4920 Fax (918) 272-4988

Fire Marshals Association of Utah

Scott Adams, President
(435) 940-2503 Fax (435) 658-5247

Fire Marshals Association of West Virginia

Ken Tyree, President
(304) 348-8058 Fax (304) 348-0731

Florida Fire Marshals & Inspectors Association

Jon Pasqualone, President
(863) 467-8991 Fax (863) 467-8991

Illinois Fire Inspectors Association

Michael Schmitt, President
(847) 756-4750 Fax (847) 756-4752

Iowa Fire Marshals Association

Craig Fraser, President
(515) 965-6475 Fax (515) 964-2107

Michigan Fire Inspectors Society

Norm Hosko, President
(616) 381-8080 Fax (616) 381-3550

New England Association of Fire Marshals

Pat Tourville, President
(860) 658-1971 Fax (860) 658-5611

New Jersey Fire Prevention and Protection Association

Arthur Londensky, President
(732) 329-4000 x 213 Fax (732) 307-6703

New York State Fire Marshals and Inspectors Association

Rob Drexler, President
(585) 723-2309 Fax (585) 723-2457

North Carolina Fire Marshals Association

Bobby Hedrick, President
(828) 464-1295 Fax (828) 464-1253

Ohio Fire Officials Association

Michael Boeckermann, President
(513) 598-1879 Fax

Oregon Fire Marshals Association

Michelle Stevens, President
(541) 776-6114 Fax (541) 664-8762

South Carolina Fire Marshals Association

Eddie Watson, President
(864) 967-9804 Fax

Tennessee Fire Safety Inspectors Association

Buddy Billings, President
(901) 853-3290 Fax (901) 853-3292

Texas Fire Marshals Association

Stephen Dossett, President
(972) 744-5752 Fax (972) 744-5796

Washington State Association of Fire Marshals

Greg Rogers, President
(360) 871-2411 Fax (360) 895-9152

Wisconsin Fire Inspectors Association

Ron Omernick, President
(715) 261-7905 Fax (715) 261-0333

President's Corner



Jimmy Hill

With the beginning of the New Year, we greet it with renewed enthusiasm and a bright outlook for the coming year.

We closed 2008 with the long sought and much needed building code changes to amend the requirements for residential sprinklers. This concluded two annual conferences and many hours of effort by interested stakeholders. Congratulations to all who helped bring it to fruition. For the fire professional, this much needed code change, when fully implemented, directly reduces the number of fatalities in United States. If only there were some provision for a retro-fit sprinkler requirement for single-family residential occupancies, the impact would be more immediate. For now, knowing the code change requirements for the fire sprinkler provision have withstood a significant challenge is cause to be proud of all the hard work. Again thanks to all who came out and supported the effort to adopt the provision.

Still as towering as this change seems, much work remains before fire deaths across the United States decline. Federal, state and local government must actively support fire safety initiatives that preserve life and property. Public education, especially in schools, must be a necessary component. However, with the current state of our economy taking a toll on the fire service and forcing many fire service providers to make unpopular decisions, it still remains a sizeable challenge in the coming years.

(Continued on page 48)

Executive Secretary's Report



Steven F. Sawyer

It is with deep regret that we inform you of the passing of Past President John Robison on November 22, 2008. He was working on his house when he died unexpectedly. John was always a supporter of IFMA and fire prevention. He attended every NFPA meeting and was active in IFMA activities, even after leaving the board, including representing IFMA on several technical committees. Our thoughts and prayers go out to his family.

Congratulations to Carl Peterson, assistant division director of the NFPA Public Fire Protection Division, for his retirement on January 30 after 42 years of service to NFPA. Carl has always been a supporter of the fire service and fire prevention.

Congratulations to IFMA board member Gary Santoro on his recent retirement.

I attended a workshop on Storage Fire Protection and Final Extinguishment hosted by the Research Foundation. The objective was to look at the NFPA sprinkler protection guidelines for storage and their dependence on manual fire fighting actions to achieve final fire extinguishment. The project's objective is to reconsider this expectation as part of the overall protection approach. I expect more to come from this meeting for both the prevention and suppression communities.

The ICC Board dismissed the appeal by the Home Builders on the inclusion of the sprinkler provision for one- and two-family dwellings in the IRC. We are starting to see legislative action on the state front to block the adoption of the IRC or remove the provision. If you see action taking place, please forward to JShapiro@ircfiresprinkler.org and ifma@nfpa.org.

IFMA activities are in place for the NFPA Conference and Expo in Chicago, Illinois, from June 7 to 11, 2009. Look in the Summer 2009 *IFMA Quarterly* for a schedule of events. We hope you join us.

The IFMA Board is meeting before the Congressional Fire Services Institute (CFSI) Dinner in Washington, DC. They will also be attending the dinner on April 2, 2009.

(Continued from page 1)

they do. They are just trying to do their best. But then from our organizational perspective would that be considered an acceptable practice? No.

Good news is that we are no stranger to the concept of national disasters, especially in the recent years. And as a result we have better organized ourselves, and have more cooperation at the various levels of government, which has enabled us to have a much faster well-coordinated response to such emergencies.

Back in 2005, in the aftermath of Hurricane Katrina that resulted in 1,836 deaths and \$81.2 billion damage, the Federal Emergency Management Agency (FEMA) was restructured to better prepare it for the future disasters. As a direct result of the high quality of leadership at the top, the organizational strength and inter-agency cooperation at all levels of government, FEMA is now much better prepared. And their great job in responding to Hurricanes Gustav and Ike last year attest to their improvements.

Interestingly enough though, year after year in America, our national fire fatalities are more than twice the number of Katrina's fatalities; and the total national cost of fire is more than three times that of Katrina's damage! The question that begs to be answered then is why can't we apply the same excellent organizational principles and frameworks that worked successfully in the emergency management side of the house in the FEMA, to work for the other side of the house at the USFA to address the fire problem in our country? Why not?

Maybe, it is because the leaders at the helm of the fire service simply don't see the true magnitude of the fire problem in our country. Maybe they perceive it as non-emergency, thus it lacks the urgency to demand an immediate action, or even any action at all.

There is yet another very important reason for this inaction. I believe that there are many amongst us that truly believe that fire is merely a local problem, and not a national problem. They say that based on our Constitution, it is the responsibility of the locals to address their own fire problems in their own localities; and not the federal government's. With that perspective then, it is not hard to predict that we will keep on staring at the trees for a few more decades without actually seeing the forest.

We have taken great strides in overcoming that mentality and the organizational obstacles in our emergency management side. And we urgently need to do the same for the fire side. If we are indeed serious about addressing the fire problem in our country, then it is absolutely critical to address this dichotomy of national versus local responsibility, and bridge the gap. After all my friends, \$294 billion a year is no chump change either. And in these tough economic times it is hard for me to justify fire consuming 2.5% of our country's annual gross domestic product, can you?

A good friend reminded me that "*knowledge of the past breeds an appreciation for the future*"; and yet the trick is to keep a balance between what mattered in the past and today's realities. I believe that it is important to establish some logical frameworks and give a historical perspective to explain some of the reasons for the absence of a well-coordinated, cohesive, and cooperative intergovernmental relationship in the fire service.

With that in mind, the intent of this article is not to dig too deep or go too far back in history, but to look for the roots of our current problems, and find pearls of wisdom that have direct relevance and with minor modifications, could still be of value and assist us in addressing the challenges facing us today. I believe by doing so, we could have an opportunity to learn from the past, with the hope that we can do better in the future.

Local or National?

Is fire a local problem or a national problem? Based on our Constitution, under the category of the "Reserved Powers",

(Continued on page 5)

(Continued from page 4)

states are responsible for providing functions such as police and fire protection, education, licensing and establishment of health regulations. But, since the ratification of the Constitution in 1789, federalism and the roles and responsibilities of the states and the national government has been constantly evolving. Back in the early years of the 20th century, President Woodrow Wilson noted that:

“The question of the relation of the States to the federal government is the cardinal question of our constitutional system. At every turn of our national development, we have been brought face to face with it, and no definition either of statesmen or of judges has ever quieted or decided it.”

My intent is not to focus on the evolution of federalism during the past 220 years; from the Dual Federalism, to the Co-operative Federalism, to the Creative Federalism, and now to the Contemporary Federalism. But to say that there is no right or wrong; and again quite logically, the answer evolves with time.

And it is evident that there is a continuing shift in the role of the national government through the intergovernmental grants system. The fact that our federal government through their grant programs is directly involved to a varying degree with the states on many issues such as the education, police, public works, flood control environment etc., (and now there is even a national health plan in the works for the very near future), shows that there is no clear “line in the sand” that can not be crossed when it comes to the cooperation between the different levels of government.

After all, if police, education, environmental, healthcare, and other interests can build a bridge and cross the gap between the federal and local authorities to provide better service for our people, then why can't we?

We must not use the concepts of federalism as a cloak for our inaction to address the national fire problem. We can't just say that fire is a local issue, and simply wash our hands of it and sit aside idle.

Occurrence of more than 1.5 million fires a year around the country is proof for the fact that indeed fires do occur locally, and that we do respond to them locally. But then the \$294 billion national annual economic impact of fire on our country is quite significant; and addressing it demands systematic levels of coordination and cooperation on all levels of government, from the federal, to the states, to the local levels.

Remember the famous beer commercial that said “*less filling*” no it “*tastes great*”? Same is the case with us. I believe that the answer to the fire problem in our country is that, it is both the responsibility of the locals, and the federal government to work cooperatively to better protect our citizens.

Original Game Plan

I must admit upfront, that not a single concept presented in this article is either new, original, or even mine. I am proud to say that the concepts presented in this article were originally discussed and developed by much brighter individuals and proposed by the most powerful leaders in our country. I am only humbly presenting them for your review. I am confident that you will find the principles solid, and the recommendations still applicable to a great degree even at this day and age.

Mindlessly copying the recommendations of the past, and suggesting their immediate implementation without any consideration at all for our evolution, is quite illogical to say the least. My intent was that we could analyze, discuss, and hopefully learn from these great documents of the yesteryears, so that we can modify and adapt it to our present situation to enhance our future performance.

One can't get any higher than the President of the United States. Sixty-two years ago, President Harry S. Truman, in his keynote address at the 1947 President's Conference on Fire Prevention, depicted the true magnitude of the fire problem

(Continued on page 6)

(Continued from page 5)

in our country. President Truman underlined the importance of coordination of efforts at the various levels of government to address the national fire problem and stated: <http://www.usfa.fema.gov/about/47report.shtm>

“It is the clear responsibility of every State and local official, and every citizen, to aggressively support this national war against the growing menace of fire.....I believe that the highest State and municipal officials must assume greater responsibility for leadership in this field. We in the Federal government can give aid within the framework of existing agencies. But the impetus must come from the States and from every community and every individual in the land.”

A quarter of a century later, the same concepts were also discussed by the National Commission on Fire Prevention and Control in their famous 1973 American Burning report, that led to the establishment of the U.S. Fire Administration (USFA) and the passage of the “Federal Fire Prevention and Control Act of 1974”, Public Law 93-498 (PL 93-498), on October 29, 1974. The Commission believed that: <http://www.usfa.dhs.gov/downloads/pdf/publications/fa-264.pdf>

“We felt strongly that fire prevention and control should remain primarily local responsibilities.....The Federal Government must at some cost help the Nation attack the fire problem if any significant reduction in fire losses is to be achieved.”

In the 1973 America Burning report, the Commission was tasked to identify “how should responsibilities for reducing fire losses be distributed among Federal, State and local governments?” And in their America Burning report, they discussed the concept of the “Fire loss Management Plan” as an answer to our country’s fire problem. The 1973 America Burning report explained:

“Our approaches to the fire problem are not adequate to meet the needs of today. They suffer what the anthropologists call ”cultural lag”; our methods of handling the fire problem are attuned to the America of yesteryear – not to contemporary needs, much less to future needs..... One of the jobs of the U.S. Fire Administration will be to persuade local governments that the rewards lie in a change toward fire loss management, penalties in the status quo... The Commission recommends that the proposed United States Fire Administration provide grants to local fire jurisdictions for developing master plans for fire protection. Further, the proposed U.S. Fire Administration should provide technical advice and qualified personnel to local fire jurisdictions to help them develop master plans.”

We in the fire service have acknowledged the monumental impact of the 1973 America Burning report. Yet, we still have not accomplished the intended mission of the USFA as it was outlined by the Commission and then later on signed into law in the form of the “Federal Fire Prevention and Control Act of 1974”, Public Law 93-498 (PL 93-498). Why not? I know that we have come a long way; but 36 years later, we still have not implemented most of the 1973 America Burning recommendations including the Fire Loss Management Plan.

The fundamental principle of the 1973 America Burning report was that we in the fire service must have a much higher priority for our fire prevention duties. Yet, we have strayed so far away from those core recommendations, and have persistently maintained our sole focus on our fire suppression activities (just as we had for the past two centuries), that with the passage of time, complacency has set in. And the “normalization of deviance” became the name of the game. We are so off from what was established to be the norm, that our current practices are considered to be the norm and thus acceptable. Am I mistaken? Where is fire prevention in the hierarchy of our priorities and where is suppression?

It wasn’t because of the USFA’s lack of trying though. The leadership of the USFA during the early years, when USFA was a toddler and used to be called the National Fire Prevention and Control Administration (NFPCA) worked tirelessly to materialize the visions outlined in the 1973 America Burning report. They worked hard to overcome the dichotomy

(Continued on page 7)

(Continued from page 6)

and bridge the vast gap between the federal, state and local governments in better protecting our citizens across the land.

In the April 1976 issue of their internal bulletin “*Fireword*”, in an article titled “NFPCA Designs Preliminary Concepts on the State Fire Safety Services”, NFPCA first outlined their vision:

“What needs to be done to better respond to the current and future fire prevention and control needs at the State level? This question is being repeated in queries to the National Fire Prevention and Control Administration.....States perform their coordinative roles in many areas such as healthcare, criminal justice, transportation, public education and agriculture. Coordinative roles include a comprehensive identification of problems and needs, State and local program coordination, and processing and/or distribution of Federal assistance. Similar functions are performed in fire prevention and control.”

And then in another article titled “NFPCA Outlines Model State Organization” in the same bulletin, they outlined their suggested game plan and their detailed organizational model. The excerpt below clearly points out that they were quite open-minded about their plans and viewed it as “one possible method” of cooperatively working together to address the fire problem in our country. Most importantly, in their game plan and suggested organizational structure, the role of the states was heavily emphasized.

“This model State concept for a State fire safety system establishes one possible method by which a State can provide a “State fire focus.” The focal point for State fire programs will be referred to as the “State Fire Commission.” However, it must be emphasized that the references here to organizational names are of secondary importance. The State Fire Commission would be the single State entity responsible for coordination and balance within the overall State fire prevention and control program. The Commission would be constituted to assure meaningful participation by the paid, part-paid and volunteer fire services, including chief officers, rank and file personnel and code administration and enforcement personnel typical of fire marshals’ offices. It should also include representatives from local government administration, insurance industry, construction industry, consumer interests and State agencies such as the department of education, the State forester and the State fire marshal. This Commission would provide an opportunity for participation by the various interest groups and offer a mechanism for the balancing of various views. Functionally, the Commission would be a coordinating force overseeing the actual implementation of State fire programs.”

No, the dedicated leadership of the NFPCA of the earlier years wasn’t all talk and no action. In February 1977, Howard Tipton, then the NFPCA Administrator, held the State Fire Marshals Conference. Under a grant from the NFPAC, the Fire Marshals Association of North America which is currently called the International Fire Marshals Association (IFMA) prepared an outstanding report that is of great value even today.

The report titled “State Fire Marshals Conference Report – Recommendations on Federal and State Role in the Fight Against Fire” – Prepared by the Fire Marshals Association of North America (FMANA) for the National Fire Prevention and Control Administration (NFPCA) - June 1977. In that report, Howard Tipton’s letter to the FMANA’s president, Howard Boyd, depicted NFPCA’s vision and commitment to cooperatively work with the states as it is evident see from this excerpt:

“As you know the National Fire Administration is dedicated to the development of new tools and new concepts to support people on the state and the local levels in their efforts to prevent and control fires. This national effort requires an effective partnership relationship between the Fire Administration, state government, and local government. In many ways, our success depends on fire officials in state governments for effective implementation. We are living in a time of dynamic change and many complex problems. One of our problems has been in the identification of our relationship with the state governments and the establishment of functional working

(Continued on page 11)



NFPA launches new initiative to help Bring Safety Home with fire sprinklers
Campaign will focus on encouraging sprinkler adoptions for new one- and two-family homes
on a statewide and local level

The National Fire Protection Association (NFPA) has launched the Fire Sprinkler Initiative: Bringing Safety Home. The *Fire Sprinkler Initiative* will provide materials and resources to people and organizations working to encourage the adoption of requirements for automatic fire sprinklers in new one- and two-family homes.

Currently, 80 percent of fire deaths occur in the home, killing nearly 3,000 people each year. The *Fire Sprinkler Initiative* is dedicated to saving lives through the use of this proven technology. Homes with automatic fire sprinklers and working smoke alarms reduce the risk of an occupant dying in a fire by 82 percent.

“The *Fire Sprinkler Initiative* will make available important tools that can be used by people working on the front lines to get sprinkler requirements passed in their communities,” says NFPA President James M. Shannon. “For years, NFPA has been a strong supporter of home fire sprinklers through our public education and code development efforts. In this campaign, we’ve taken the next step to support public safety advocacy and help save lives.”

The *Fire Sprinkler Initiative* will include a variety of proven and effective ways that home fire sprinkler advocates can communicate the impact and importance of sprinkler requirements. The *Initiative’s* Web site – www.firesprinklerinitiative.org – will be the source of materials advocates can use when talking to community leaders, elected officials, and others to get home sprinkler requirements in place, either through ordinances or adoption of model safety codes.

A discussion forum will be hosted on the Web site, where advocates from the across the country will be able to share helpful information about the home fire sprinkler movement and encourage adoptions in their communities. The *Initiative* will also incorporate social networking sites to help the fire service and other advocates stay connected as never before. In addition, NFPA’s regional staff will provide support to help put in place local and statewide sprinkler requirements.

“The launch of this campaign could not come at a more critical time,” says Maryland State Fire Marshal William E. Barnard. “We need to bring a higher level of fire safety into new homes – not only for ourselves, but for future generations. This campaign will help spur public safety advocates to make home fire sprinkler adoptions a reality.”

“Coordination and support from The *Fire Sprinkler Initiative* will help the fire service community and sprinkler advocates across the country increase safety for both our residents and fire service personnel,” says Park Forest, Ill. Fire Chief Robert Wilcox. “Sprinkler requirements can be implemented and they will save lives.”



What's New at the Research Foundation?

New Projects

Residential Sprinkler System Design Criteria for Varying Ceiling Configurations

The Foundation has initiated a project to study the performance of residential sprinklers in home fires with a range of typical ceiling geometries to develop test methods and performance criteria with a goal to develop design guidance for reference in NFPA 13D. Phase I, which will involve a small scale test and analytical program to study factors influencing design including: ceiling slope, room volume and openings, design fire, combustibility of wall covering materials, and sprinkler system design characteristics (including operating water flow), will be complete by the end of 2009. Phase II will involve a full scale validation program with a goal to develop design guidance to relate performance criteria relative to flat ceiling performance.

Reaching the U.S. Fire Service with Hydrogen Safety Information: A Roadmap for the U.S. Department of Energy

The U.S. Department of Energy (DOE) is developing a comprehensive suite of information related to safety in the infrastructure supporting hydrogen energy sources for commercial implementation. The fire service is an important audience for this information, both as it relates to safety considerations in design and permitting of constructed facilities, and safety considerations related to incident response. The National Renewable Energy Laboratory has asked the Foundation to develop a detailed primer on the structure of the fire service in the United States, both from the fire prevention and emergency response perspectives, which describes jurisdictional boundaries, variation by type of facility, typical responsibilities, and key organizations. For several exemplar jurisdictions, specific information will be identified and compiled on the permitting process for applicable facilities, with a focus on refueling station and cell phone tower power facilities that are near the permitting stage.

Research Planning

Storage Fire Protection and Final Extinguishment

Fire protection principles embedded in NFPA 13 involve the principals of fire control by fixed fire suppression systems and final fire extinguishment by the fire service. Today's larger and more complex warehouses present high challenges for both of these fire safety approaches. There is a need to identify reasonable boundaries for fire fighter actions, understand the gaps that remain between fixed fire protection performance and final extinguishment, and work towards solutions that address the identified gaps. Fire fighter safety, water supply duration, storage over 30 feet, multiple row racks, the sensitivity of suppression mode sprinklers, and other matters all point to a need to reconsider this approach adopted some 50 years ago. The Foundation will hold a research planning session on this topic on January 20th in Quincy.

Dust Explosion Hazard Thresholds Recently there has been an increased awareness of the explosion hazard associated with combustible dusts. NFPA 654/A.2.2.3.1 includes criteria that have been used for determining whether an explosion hazard exists in a building compartment. There is, however, genuine concern over the technical pedigree of those criteria.

On January 12th in Atlanta, GA, the Foundation sponsored a research planning session to explore the development of a project to establish the technical basis for quantitative criteria for determining that a compartment is a "dust explosion hazard" that can be incorporated into NFPA 654 and other relevant safety codes and standards.

New Reports available on the Foundation's website

The Transition of the Hazardous Materials Codes and the Emergence of the Threshold Quantity System to NFPA 1 UFC

This report provides information to NFPA Technical Committees on the background of the current national hazardous material classification system, focusing on threshold limits, and its technical basis. It provides an assessment of gaps and anomalies and recommendations for further studies.

Intelligibility of Fire Alarm and Emergency Communication Systems

This study addresses the efficacy of testing the intelligibility of a fire alarm or emergency communications system, by testing available design guidance and recommending methods for the performance testing of voice communication intelligibility.

Thermal Capacity of Fire Fighter Protective Clothing

This report documents research conducted to develop a better understanding of the effects of turnout materials on heat transmission and thermal energy storage in fire fighter protective clothing. It provides data to enhance test methods currently under development which will enable enhancements to NFPA 1971, *Standard on Protective Clothing Ensembles for Structural Fire Fighting*.

Marina and Boatyard Indoor Rack Storage Sprinkler Protection Literature Review

This report presents the results of literature review, a loss history summary, and a hazard analysis for fires involving indoor rack storage of marine vessels in boatyards and marinas. The study lays out a research program to develop important design parameters such as water demand and automatic sprinkler placement for control and extinguishment of unwanted fires. This information will be provided to the Technical Committees responsible for NFPA 13 and NFPA 303.

Contact the Foundation at epeterson@nfpa.org for more information or to participate in Foundation programs. Reports available on the Foundation's website at www.nfpa.org/Foundation.

**IFMA Merchandise
Order Form**

IFMA has a line of merchandise to promote IFMA. They include a 100% cotton white golf shirt and a blue nylon windshirt with hand pockets, both come with the IFMA logo on the left breast.



Golf Shirt - \$30.00 each, includes postage and handling


Size	Number	Cost	Total Cost
<input type="checkbox"/> Small	_____	\$30.00	_____
<input type="checkbox"/> Medium	_____	\$30.00	_____
<input type="checkbox"/> Large	_____	\$30.00	_____
<input type="checkbox"/> X-Large	_____	\$30.00	_____
<input type="checkbox"/> XX-Large	_____	\$30.00	_____

Lapel Pin - \$3.00 each, includes postage and handling

Number	Cost	Total Cost
_____	\$3.00	_____

Wind Shirt - \$40.00 each, includes postage and handling

Size	Number	Cost	Total Cost
<input type="checkbox"/> Small	_____	\$40.00	_____
<input type="checkbox"/> Medium	_____	\$40.00	_____
<input type="checkbox"/> Large	_____	\$40.00	_____
<input type="checkbox"/> X-Large	_____	\$40.00	_____
<input type="checkbox"/> XX-Large	_____	\$40.00	_____



Grand Total: \$ _____

- Check enclosed; *please make payable to IFMA*
- Charge my credit card. MasterCard Visa American Express

Card #: _____ Card Exp. Date: _____

Signature: _____

Name: _____

Address: _____

City: _____ State: _____ Zip: _____

Phone: _____

Please mail or fax to:

IFMA
1 Batterymarch Park
Quincy, MA 02269
Fax 617-984-7056

(Continued from page 7)
relationship.”

The report clearly outlined the organizational model for such cooperative efforts between the NFPCA and the state organizations. Again, I don't want to bore you to tears by citing excerpts from this great report, but I am simply at awe, on how applicable those recommendations are to our present situation. And how wonderfully detailed those recommendations were, in clearly defining the frameworks of cooperation between the federal and state level fire organizations, the structure of the organizational model, and the funding distribution mechanisms.

Take a look, and then ask yourself why wouldn't it work today?

“Model State Fire Organization Concept – This report recommends that each state establish a state-level focal point for fire programs within the near future. The focal point should be advisory in nature and composed of, or directed by, a group that represents the fire interest organizations and functional agencies of the state. The State Fire Marshal should provide secretarial or staff services as needed while serving with the focal point group.”

“Assistance Program – The major thrusts of assistance programs should be directed toward fire problem studies, corrective measures, equipment research and development, training program development, technical assistance, public education about fire, and fire service educational financial assistance. Each state should establish clearly identified procedures for receipt and disbursement of Federal funds that are obtained for accomplishing the goals and objectives of the state master plan for fire. States must list program priorities according to their potential impact on the fire problem and their ability to meet the goals and objectives of the state master plan for fire. The State Fire Marshal must have a direct involvement in assistance programs conducted within the state relating to fire prevention, fire investigation, and public fire prevention education.”

“All states should develop a comprehensive master plan for fire that identifies needs, establishes priorities, and identifies roles and responsibilities. The participants strongly urged that the State Fire Marshal serve as the coordinator of the state master plan for fire.....Financial needs for developing and implementing a state master plan for fire must be given high priority by state governments. NFPCA should also consider this as a priority in its financial assistance programs.....The State Fire Marshal should distribute all Federal funds expended within the state for fire-related purposes and directly administer those funds that are designated by the state-level focal point for fire as part of the State Fire Marshal's responsibility.”

Unanswered Questions

Eureka! That's it, they had it figured out. That indeed is one of the “missing links” even at this day and age. States must play a more significant role in addressing the fire problem in our country.

After all, that would address the Constitutional dichotomy concerns between the federal and states, and bridges the gap between the various governmental levels. It could also create a much more efficient accountability mechanism, and a much better organizational span of control.

Logically, from the span of control and organizational accountability perspectives, it is more efficient and much more effective for the federal government to deal with the 50 states as the focal points, rather than dealing individually with 30,185 fire departments across the land. The federal government should deal with the states, and then states in turn, deal with the numerous localities in their own states. That is how it is done in all other fields of education, healthcare, public works, etc., and even in the emergency management side of the firehouse, then why not for the fire side?

I don't know about you, but in my mind, the USFA should be the top leadership of the fire service, and serve as our Inci-

(Continued on page 12)

(Continued from page 11)

dent Commander (IC). That being said just as we normally do with our “Post Incident Critique”; I would like to ask our IC, to provide us with some answers and insights that could definitely help us better perform in the future. That being said, here are some major questions that come to my mind that I hope someone in the leadership of the USFA could explain to us.

Simply stated, what happened? Originally, NFPAC generated and supported those organizational concepts back in 1976, so why didn't it go anywhere? Why was it abandoned by the USFA? Was there a better game plan and organizational model that replaced it? Which one? And where are we with that now? If there is none, then why not? Isn't establishment of such game plan and organizational mechanism the responsibility of the USFA, as was intended by Public Law 93-498 (PL 93-498)? Why don't we have a comprehensive master plan for each state? By the same token, why don't we have one for our country?

I asked these questions from the USFA, not to put them on trial by any means, but because they were formerly the NFPCA, so they should have the historical and institutional knowledge. And also because they are the federal fire service organization in charge of administering the federal fire grants.

I believe that the fire grants could, and should be used as an impetus for change for addressing the fire problem in our country. I believe that even though the federal government cannot directly impose their ways and will on any state and local governments, they can and have done so indirectly, through their federal grant and funding programs. This approach my friends is not new either and was also discussed as a part of the 1973 America Burning report recommendations.

Federal Grants Distribution

There are many examples in the various fields, where the federal grants are distributed to the states; and then through the states, it gets distributed to the many counties and cities. There are current emergency management and DHS type federal grants, that get distributed similarly to the states first, and then from the states funnels down to the locals.

In my own state of Nevada for example, the Nevada Department of Public Safety, Division of Emergency Management, is designated as the State Administrative Agency (SAA) for the distribution of funds from the Department of Homeland Security (DHS). And the Nevada State Emergency Response Commission (SERC) receives and manages grants from the US Department of Transportation (DOT) Hazardous Materials Emergency Preparedness (HMEP). Then on the other hand, our State Fire Marshals office which is also a part of the Nevada Department of Public Safety is completely left out of the loop, when it comes to the distribution of the fire grants.

I am sure there are more examples from across the land, but then why the double standards? If it works well for one side of the house; then why wouldn't it work for the other? Why not, establish the “State Focal Point for Fire Programs” and have the State Fire Marshal serve as the distributing point for the fire grants? The USFA could distribute the fire grants to the states through the State Fire Marshals, and then they in turn distribute it to their local jurisdictions.

The USFA could require the State Fire Marshals to develop their own states' “Fire Loss Management Plan” and apply competitively for the federal grants. And then the states could do the same and ask the local jurisdictions to develop their own local “Fire Loss Management Plan”, and apply competitively for the fire grants. Who has more in-depth knowledge about the specific needs of each state, the State Fire Marshals, or the USFA?

Why not? Why wouldn't it work? Wouldn't that introduce a much higher degree of responsibility and accountability into this AFG distribution equation? That would establish the much needed performance measurements and accountability mechanisms that we so desperately need.

(Continued on page 13)

(Continued from page 12)

Finding the Missing Links

Some will undoubtedly oppose the idea of introducing a “middleman” in the fire grant distribution process. I can hear them now saying, why in the world are you proposing adding yet another layer of bureaucracy there? What is wrong with what we have now? What else would the “middleman” do for us other than to introduce more time consuming bureaucratic aggravation? Why should we let the “middleman” skim their share right off the top, which means less left for us in the trenches?

But then you don’t hear them say the same things about the DHS or the emergency management grants, and they don’t adamantly oppose the states’ involvement in the distribution of federal grants, do you? They might not like it there either, but they work within those established parameters within the system. Then why can’t they do the same here on the fire side?

Those opposed, would brush aside the role of the State Fire Marshals claiming that they are political appointees and that some of them are not even from the fire side; and that they don’t want to answer to yet another bureaucrat. But then, they forget that, like it or not, in our everyday reality in jurisdictions across the land, we in the fire service serve the political appointees, civil administrators and bureaucrats in our own localities. And even at the very top at the national level, our very own USFA Administrator is a political appointee, and answers to other higher ranking bureaucrats. Am I wrong? Then isn’t it about time that we evolve and overcome those sophomoric views, toss away the egos, and work cooperatively for the sake of people, who we are all sworn to best protect?

Now, the intent of this article was not to merely discuss the organizational role of the states. But even more importantly, it was to focus on the systematic and organizational approach to address the fire problem in our country.

Indeed the role of the states and the State Fire Marshals must be underlined, since that is one of the “missing links”, but not the only one. Not viewing fire as a national problem worthy of our systematic well-structured organizational effort, in my view is yet another “missing link”. And as a direct result of the above mentioned national organizational vacuum, not having a strong USFA Administrator to serve as our Incident Commander to address the fire problem in our country is of course the other important “missing link”.

My friends, we in the fire service, are all dedicated to provide our citizens with the highest level of fire protection. But we are doing that on the local basis alone, and without a solid national game plan. We need a systematic organizational approach that could result in reduction of our annual national fire fatalities and our fire losses. In my mind, until we do organize and establish our national game plan, we are doing our own thing, we are in a sense freelancing. Thus, we will not realize the optimal reduction in fire losses that are within our reach.

Finding the “missing links” might not be as difficult as breaking the complacency that has shackled us down. I don’t have the slightest doubt that we in the fire service have the ability and the organizational capability to change that. And change we must.

Please take the survey at the link below. We are going to take the data and compile it for future articles and push with the AFG program!

http://www.surveymonkey.com/s.aspx?sm=1_2bUxIUPBmdyFty_2bzXe9Kcg_3d_3d



Effects of Sidewall Vented Gas Appliances on Adjacent Buildings

The Fire Protection Research Foundation, in association with the National Fire Protection Association and the American Gas Association, is conducting research into the effects of sidewall vented gas appliances on adjacent buildings. An initial study has been completed and is available from the Research Foundation web-site <http://www.nfpa.org/foundation>. The next step is to verify that the assumptions used to model vent gas behavior are valid. To this end, this letter serves as a request for such information on any incidents or reports of problems or unusual consequences of sidewall vents in areas where homes are close together.

We are specifically interested in reports to gas suppliers, appliance manufacturers, and enforcers of the following:

- Ice formation on adjacent homes
- Condensation of water and mildew on adjacent homes or structures
- Visible plumes from appliance sidewall vents

Please complete the attached form to report any incidents that meet these criteria. We are happy to consider all information and will judge each case on its own merits for inclusion in our study. Photographs will be especially useful to complement the information provided.

Please keep in mind that we are only interested in those incidents attributed to sidewall vented appliances. The study will cover incidents reported during the winter of 2008-2009.

The information gathered in this study will be used for research purposes only. The study report will not include names of individuals or manufacturers related to any particular incident. We will (with your permission) acknowledge anyone who submits information that is used as part of the study findings and will provide you with an advance copy of the study report. All data forms gathered will not be retained after the report is issued.

If you have information that can assist us please forward it to us at the address below, or by email to ventsurvey@nfpa.org. Our data collection will be complete on June 5, 2009. Thank you. See page 15 and 16 for investigation forms.

Continued from page 14

Sidewall Venting Incident Report Form		
<i>Please fill out this form and send it to the address listed at the bottom of the form.</i>		
Prepared by:	Date Prepared:	
Contact Information:	Telephone:	
Part One: Location Incident Information		
Name:	Address:	City/State:
Part Two: Appliance Information		
Manufacturer:	Model & Serial No.:	Input Rating (Btu)
Other Nameplate Info:		Year Installed (estimate if unknown):
Part Three: Weather Conditions Occurring at Time of Incident		
Date(s) Problem Was Observed:		
Outdoor Temperature History:		
Weather Conditions: <input type="checkbox"/> Clear <input type="checkbox"/> Fog <input type="checkbox"/> Rain <input type="checkbox"/> Snow <input type="checkbox"/> Other (explain):		
Part Four: Outdoor Vent Surroundings Information		
Vent Material:	Vent Type:	Diameter:
Vent Terminal Type: <input type="checkbox"/> Projection from building <input type="checkbox"/> Elbow Angle _____ degrees		
Separation Distance Between Houses:	Direction Vent Wall Faces: <input type="checkbox"/> North <input type="checkbox"/> South <input type="checkbox"/> East <input type="checkbox"/> West	
Other Relevant Information:		

Continued on page 16

Continued from page 15

Part Five: Comments

Comments from Homeowners Concerning the Incident (Use additional paper as needed):

Part Six: Photos and Sketches of Appliance and Vent System

Photos: Attached Available upon request Not available

Sketches: Attached Available upon request Not available

Please complete this form and E-mail it to:

ventsurvey@nfpa.org

Please note the survey closes on June 5, 2009.

Formatted: ←

Copyright © 2008 Fire Protection Research Foundation. This form may be copied for individual use other than for resale. It may not be copied for commercial sale or distribution.

What Are The Numbers?

by Bart Wright, East/Central Director FFMIA

Some people say that numbers are everything, yet others opine that numbers get entirely too much attention, what do you think? Well, to answer that question let's have a brief look at numbers.

If you use a search engine using the word "numbers", you'll come up with no less than 10 pages on the subject with no one page being any more useful than the preceding or following it. Somewhere in that mess you may even find a reference to the word being one of the sixty-six books of the Bible. Numbers were important in ancient times too.

The purpose here is not to visit the history of "numbers", it's just to succinctly examine the word to see how it impacts us as life safety managers. To that end, the first fact to note is that a number, according to Wikipedia, is nothing more than an abstract idea used in counting and measuring. What does that mean, abstract? Synonyms for the word are theoretical, conceptual, and intangible.

So in other words then, numbers can pretty much mean whatever the user wants them to mean, right? Well then, what do your numbers mean? The numbers I'm talking about are the ones that we as life safety managers generate to quantify or that is to say, paint a picture of the value of our work through the various facets of the inspection process. To say that there is much debate and consternation regarding this subject, would be an understatement. And it's an understatement because as an industry, the industry doesn't quite know what the numbers mean or even should mean. Why?

Our work is all too often a "soft" or a transparent work. We're not in the public eye putting "wet stuff on the red stuff", and neither are we starting IV's or defibrillating people on the 11 o'clock news. But when asked of the Fire Chief how many fires did you respond to, how many Code 90's did you work, how many auto v. auto's with entrapment were there last year, the Fire Chief can boldly and proudly proclaim the quantified numbers. The reason that he/she can do that is because they track that stuff as data and perhaps even more to the point, they do it because it's a performance measure from which they garner staffing, equipment and various resources to serve the public.

Asked to take on yet another aspect of service in the operations division, the chief can speak authoritatively about the needs and resources for that venture, even knowing the impact of the proposed activity against that of which they already do.

But is that the case for us in life safety management? While it may be answered in the affirmative in some places, that's hardly the case uniformly across the board. How do we know that? In 2007 a new governor and legislature took up the task of tax reform and in spite of the assurances that vital services would not be affected, where were the first cuts in the fire service? Hmm, let me see - life safety educators, school resource officers, life safety inspectors and investigators and even curtailments of peripheral activities that support our operations folks.

Now ask why? Could it be because we can't or don't quantify the value of our service to the public? How many of you felt a loss when the state did away with motor vehicle inspections? (some of you didn't even know we had that, did you?) And why did we lose it? We lost it because if for no other reason the perception was that it provided no tangible value to the public and there was evidently insufficient, if any data to the contrary. Is that the way Life Safety managers are seen?

That's very probably the case. Can we answer similar questions to those posed to the Fire Chief about operations; let's see? How many lives are saved by life safety inspectors and inspections? Don't know, no information available. How many imminent life safety code violations were cited and corrected? Don't know, no information available.

How long does it take to inspect a big box store or a convention center? Don't know, no information available. How long does it take to conduct a plans examination? Don't know, no information available.

Aha, you say, but I do know. If you do know, what do you do with that information and how did you arrive at it?

(Continued on page 18)

(Continued from page 17)

Yes, you see it is all about numbers, abstract as they may be. Numbers like knowledge is only of value to us if we use it. In fact it has been said about knowledge; "Use it or lose it". It has also been noted that the definition of wisdom is "knowledge applied". That's true here too, wisdom demands that we know what the numbers are.

So what can we do? How about we start through our organization to generate and collect numbers that we CAN use. That way we don't have to wait "in the corner shaking" while the finger of budgetary cut back is pointing, hoping it overlooks us. There is likely no end to, by the very nature of numbers, the ways in which we might capture our activities. But I have an idea. Let's try this.

First consider a base content of things to track or capture. I'm inclined to think that we should track daily, monthly and annually, the following:

1. Number of occupancy classifications inspected;
2. Total square footage of the occupancy;
3. Time in and time out (including travel time);
4. Number of violations that could be categorized into 3 areas such as I, II, and III.
 - Category I would be things that are of the most egregious nature that put people in imminent danger;
 - Category II would be things that are serious, but that do not rise to level I and then finally;
 - Category III would be reserved for everything else.
5. Number of inspections requiring at least one, if not two reinspections.

Doing this or something like that would quantify our activities and demonstrate why our work is imperative to public health, safety and welfare. Now it's not perfect, but it's a start. It can be done on a manual worksheet or electronically, but whatever, simplicity is the key.

If as a division manager therefore, I can total up my occupancies by classification and use even the most broad data base for inspections of those classifications, multiply the number of those classifications times the data-base time it takes to do them, I can project with some verifiable accuracy the number and kinds resources needed to get the job done in any given period of time. So if I decided that no commercial occupancy would be inspected less than once every two or three years, I can project that based upon numbers. Too, I can project the needs to assure that it's done once every year if that becomes the standard.

How might that be useful? It's particularly useful for validation of activities. Incredulous approaches are what the public and others have historically been subjected to. Valid projections also usurps and invalidates the concept that our measure of effectiveness and efficiency is related to the number of inspections or plans review done in a work day.

Too, think about this. Some agencies have been charged with identifying measures to generate funding in the wake of tax reform. If we have a repository of data that tells me roughly how long it takes to actually inspect a Subway, a Quizno's and like stores, I can more fairly and uniformly assess them for the "real" costs of doing the work.

This circumvents the complaints that will invariably come in the form of, "*The inspector spend 15 minutes here and charged me \$35.00. That's ridiculous.*"

Since we know all too well that both NFPA and our base manual for training inspectors, IFSTA, tells us that fewer more competent inspections are preferred to that of many less competent inspections, what challenge lies before us?

The answer - It's in the numbers, do we know ours?

IFMA Nominating Committee Report

The nominating committee has submitted the following 2009 Nominating Committee Report.

President - Jimmy Hill—Los Angeles City, CA

First Vice President – Ed Altizer—State of Virginia

Second Vice President – R.T. Leicht—State of Delaware

Secretary – Steve Peavey—Altamonte Springs, FL

Board Term Expires 2011

Jeff Donahue - Polk County Fire District Number 1, OR

David Lind - North Shore Fire Department, WI

Candidates other than those named by the Nominating Committee may be nominated by petition of 10 members of the Association provided such petitions are received by the Executive Secretary no less than five and no more than 45 days after publication of the Nominating Committee's nominations. All nominees for office must be members of the Association.

The business meeting will take place in Chicago, IL on June 8-11, 2009.

Nearly 3 in 4 people killed in home heating fires used space heaters

NFPA releases new heating fires report and urges caution

Nearly three in four people killed in home heating fires in 2006 died in fires that involved (stationary or portable) space heaters, according to a report released by the National Fire Protection Association (NFPA).

In 2006, heating equipment was involved in an estimated 64,100 U.S. home structure fires, 540 civilian deaths, 1,400 civilian injuries, and \$9.4 million in direct property damage. The peak months for home heating fires are December, January, and February. NFPA urges the public to be cautious when using heating equipment.

Other key findings from *Home Fires Involving Heating Equipment* report:

- Home heating fires are more likely to occur in the evening and peak between 6:00 p.m. and 11:00 p.m.
- Fatal home heating fires are more likely to occur between midnight and 10:00 a.m.
- The leading factor contributing to home heating fires was when heating equipment was left too close to things that can burn.
- Sixty percent of the confined chimney and flue fires (2003-2006) occurred because the chimney was not cleaned.

NFPA offers the following heating safety tips.

- Keep anything that can burn at least three feet away from heating equipment, such as the furnace, fireplace, wood stove, or portable heater.
- Only use heating equipment that has the label of a recognized testing laboratory.
- Never use your oven for heating.
- Have a qualified professional install stationary space heating equipment, water heaters, or central heating equipment according to the local codes and manufacturer's instructions.
- Maintain heating equipment and chimneys by having them cleaned and inspected annually by a qualified profes-

(Continued on page 20)



(Continued from page 19)

sional.

- Turn portable heaters off when leaving the room or going to bed.
- For fuel burning space heaters, always use the proper fuel as specified by the manufacturer.
- Make sure the fireplace has a sturdy screen to prevent sparks from flying into the room and burn only dry, seasoned wood. Allow ashes to cool before disposing in a metal container, which is kept a safe distance from the home.
- For wood burning stoves, install chimney connectors and chimneys following manufacturer's instructions or have a professional do the installation.
- Make sure all fuel-burning equipment is vented to the outside to avoid carbon monoxide poisoning.
- Install and maintain carbon monoxide (CO) alarms to avoid the risk of CO poisoning.
- If you smell gas in your gas heater, do not attempt to light the appliance. Turn off all the controls and open doors and windows. Call a gas service person.
- Test smoke alarms at least monthly.

FIREMAN'S FUND INSURANCE COMPANY

launches nationwide fire service survey

February/March Study to Show Critical Fire Department Needs, Serve as Fire Service Tool

After hearing from fire departments across the country facing increased budget challenges, Fireman's Fund Insurance Company is sponsoring an on-line survey to gather data on the challenges faced by fire departments in different regions of the country. The result will be a comprehensive snapshot of today's fire service, providing detailed insight and showing trends.

The electronic survey will ask questions to gauge how the current economic crisis is affecting departments and what equipment and resources departments are lacking. The survey results will be a tool for the fire service to educate the public, as well as guide and support the grant program at Fireman's Fund[®].

The survey can found at www.ipsosresearch.com/FireService or through the www.firemansfund.com/heritage Web site starting on February 16 and running though March 2009. Results are expected to be announced nationwide in May.

All members of the fire service are encouraged to participate in the survey which will take approximately 15 minutes to complete. The more people who participate, the more thorough the results will be. As a special thanks for taking the time to do the survey, all participants will be eligible to receive one of 10 handcrafted, leather Fireman's Fund fire helmets – a reproduction from the 1880s.

Fireman's Fund Insurance Company, the survey's sponsor, has directed grants in conjunction with its independent insurance agents and employees to fire departments across the country since 2004. The company has donated more than \$21 million to over 1,000 different fire departments.

"We strongly believe that supporting the local fire service is the best way to make local communities safer," said Danielle Cagan, senior director of the Heritage ProgramSM for Fireman's Fund. "The results of this survey will be made available to the fire service and used to try and direct positive change."

About Fireman's Fund[®]

Fireman's Fund Insurance Company is a premier property and casualty insurance company providing personal and commercial insurance products nationwide. It is rated 'AA-' by Standard & Poor's Rating Services. Founded in 1863 with a mission to support firefighters, Fireman's Fund continues this effort today through its national philanthropic work. Fireman's Fund is a member of the Allianz Group (NYSE: AZ), one of the world's largest providers of insurance and other financial services. For more information, visit www.firemansfund.com.

Exposing an invisible killer: The dangers of carbon monoxide

National Fire Protection Association (NFPA) and Underwriters Laboratories (UL) urge families to inspect, protect and detect to safeguard loved ones from the “Silent Killer”

Bitter cold weather can bring more than just frosty mornings and runny noses. Along with the winter chill come the dangers of deadly carbon monoxide (CO), whose odorless reach extends into household living spaces as more families turn to alternative methods - such as a fireplace, wood stove or portable heater - to heat their homes and save a few dollars.

A new survey* released by Underwriters Laboratories (UL), an independent product safety testing organization, revealed that while many Americans claim they have some familiarity with the dangers of CO, many others admit their knowledge is shallow, a red flag considering CO is a significant problem in the U.S., sending more than 15,000 people to the emergency room each year (according to a 2008 study by the Centers for Disease Control and Prevention). The survey also revealed only half of Americans actually have a working CO alarm installed in their home and a whopping seventy-seven percent of American seniors believe CO can be easily detected by human senses.

Known as the “Silent Killer”, CO is produced by incomplete burning of fuel, such as propane, kerosene, gasoline, oil, natural gas, wood and charcoal. A CO leak can be attributed to many common household sources including malfunctioning gas-fired appliances, space heaters, chimney flues and portable generators.

Because you cannot see it, smell it or taste it, you or your loved ones could be exposed to CO without even knowing it. The symptoms – headaches, fatigue, nausea, dizziness and shortness of breath – are often mistaken for the flu.

Municipal fire departments respond to an average of seven calls an hour where CO is present, according to a 2005 NFPA report on Non-Fire Carbon Monoxide Incidents.

“Each day, first responders are called upon to help people who have unknowingly been exposed to carbon monoxide and are suffering from CO poisoning,” says James Shannon, president and CEO of the National Fire Protection Association. “It is vital for people to learn how to keep themselves and their families safe from CO before they are exposed to it. When it reaches a dangerous level, its effects may leave them unable to make that life-saving call for help.”

According to the Centers for Disease Control and Prevention, more non-fire CO incidents occur in the month of January than at any other time of year. UL and the National Fire Protection Association (NFPA), an authority on fire and life safety, have teamed up to increase awareness about the dangers of carbon monoxide and urge families to **INSPECT, PROTECT and DETECT** when it comes to CO safety:

Have a qualified technician INSPECT fuel-burning appliances once a year

- Fuel-burning appliances such as furnaces, hot water heaters and stoves require yearly maintenance. Over time, components can become damaged or deteriorate. A qualified technician can identify and repair problems with your fuel-burning appliances.
- Avoid placing your CO alarm directly on top of or directly across from fuel-burning appliances.

PROTECT your home by purchasing and installing a CO alarm

- Purchase and install UL-LISTED CO alarms outside each sleeping area and on every level of the home, including the basement and any other locations required by applicable laws; be sure to read the manufacturer’s instructions carefully before installing the alarm.
- If you already have CO alarms installed in your home, make sure to test them monthly and replace the battery at least once a year.

(Continued on page 22)

(Continued from page 21)

Be prepared should your CO alarm DETECT a problem

- If your alarm sounds, immediately open windows for doors and ventilation and move to a fresh air location outdoors. Make sure everyone from inside the home is accounted for. Call for help from a fresh air location and stay there until emergency personnel arrive.
- If anyone in the home is experiencing symptoms of CO poisoning – headache, dizziness or other flu-like symptoms – immediately evacuate the house, call the fire department and seek medical attention.
- Be alert to some of the danger signs that signal a CO problem:
- Streaks of carbon or soot around the service door of your fuel-burning appliances
- Moisture collecting on the windows and walls of furnace rooms
- Fallen soot from the fireplace or small amounts of water leaking from the base of the chimney

"A CO alarm should not be confused with a smoke alarm," says John Drengenberg, manager of Consumer Affairs for UL. "A smoke alarm tells you to get out immediately. A CO alarm warns of a potential poisoning risk, usually long before symptoms are apparent, which allows you adequate time to get help. You need both life-safety devices in your home."

CDP Offers Critical Mass Protest Training Unlawful Protester Devices Delaying Events Defeated

By Shannon Arledge, CDP Public Affairs

A city is only as strong as its response force. But how does a region remain on the cusp of preparedness, especially in the wake of large events that attract thousands of spectators?

The Center for Domestic Preparedness, located in Anniston, Ala., stands on the forefront of up-to-date, cutting-edge training for America's emergency responders. While most of the training takes place at the Alabama facility, the CDP also offers an aggressive Mobile Training Team (MTT) approach to training. During December 2008 and January 2009, the CDP conducted 18 MTTs that provided training to hundreds of emergency responders who supported the Presidential Inauguration, and will also support Super Bowl XLIII.

A number of CDP training staff traveled to Washington, D.C., Maryland, and Florida to provide training in crowd control and unlawful protests. The instructors also presented state and local authorities with applications of incident command, which describes organizational processes during emergency operations. The majority of responders attending the three-day courses were from the fire service and law enforcement disciplines, and a number of healthcare professionals and hazardous material technicians.

"High-profile events such as the Inauguration and Super Bowl require complex management and planning," commented Mike Aguilar, CDP training specialist. "In addition to the intricate management and planning issues, it's possible that people will execute their First Amendment rights to speech and assembly. The [incident command and crowd control] training prepares officials and responders to deal with these events in a professional way that protects our rights, while simultaneously protecting the integrity of the event and ensuring the safety of everyone involved."

"This course has made us aware of what protesters are capable of and the different devices protesters use," offered Sgt. Charles Torbeck, of the Maryland Transportation Authority Police. "It's excellent, outstanding training and we now have the knowledge to defeat these devices designed to prevent or disrupt events. I think all law enforcement should be part of this training."

(Continued on page 25)

Not only we can, we must

By: Azarang (Ozzie) Mirkhah, P.E., CFO, EFO, CBO MIFireE

The beauty of our democracy is that regardless of who we voted for back in November, we embrace the smooth transfer of authority from the old to the new President in January. After all, the love for the well being of our nation and our utmost respect for our Constitution is higher than the routine bickering and the partisan politics. I am as independent as it gets, and always in my articles refrain from the politics, yet discuss the policies that are fire related. With that said the opening paragraphs in this article about our current economic situation are only there to provide the backdrop for the main topic of this article, the fire grants; and are not intended to be divisive or along the political party lines.

Change is upon us and come January, our country will have a new President. To reach this pinnacle, quite similar to his well respected opponent, our new President ran a successful campaign on a platform focused strongly on the slogan of “change”, and complimented that with a confident “yes we can” attitude. From a non-partisan perspective, I must admit that the current economics realities will definitely test this “can do” attitude soon. As Americans we are all in this together. So not only “yes we can”, but we must; we don’t have much choice.

Go back a year to last January and ask yourself if you could have ever imagined the \$700 billion bank bailout; Fannie May and Freddie Mac crumbling down; the big three automakers pleading for the government’s assistance just to stay afloat for a few months and receiving \$23.4 billion; and the Securities and Exchange Commission’s (SEC) failures in the former Nasdaq chairman Bernard Madoff’s \$50 billion embezzlement scheme case. If we thought that the failures of the years before such as Enron and the bottomless pit of the home foreclosures were bad enough; these recent economic failures broke the paradigm and dragged us to a new low; where even the term “billion” has lost its true significance and value.

It is during this tough economic times that the fire service will be facing the challenging task of reauthorization of the Assistance to Firefighters Grant (AFG) Program that is due to expire in 2010. In October, Bill Webb, executive director of the Congressional Fire Service Institute (CFSI), wrote an article titled “**Working Together to Sustain Federal Support for Fire and SAFER Funding**”. In that article, Bill reminded us of the political nature of this effort, especially during the current economic environment, stressed the importance of the unity of purpose and active participation and pointed out that, “*everyone in the fire service plays a vital role in continuing the grant process*”. In that article Bill mentioned:

[http://cms.firehouse.com/web/online/Politics-and-Law/Working-Together-to-Sustain-Federal-Support-for-Fire-and-SAFER-Funding/43\\$61450](http://cms.firehouse.com/web/online/Politics-and-Law/Working-Together-to-Sustain-Federal-Support-for-Fire-and-SAFER-Funding/43$61450)

“The Assistance to Firefighters Grant Program (FIRE Act) is up for reauthorization next year and we need to illustrate to Congress how \$4 billion in funding has improved the overall readiness of our nation's fire and emergency services.....Your job is to make sure that your local members of Congress understand why FIRE and SAFER play a critical role in protecting you, your peers and the citizens you have sworn to protect. You need to convince them that the \$4 billion awarded to fire departments across the country was a sound investment in public safety and that additional funding is still needed.”

Continuation of the AFG Program is of great interest to all of us in the fire service. It is important to recognize the great work of CFSI and the very many dedicated fire service leaders who fought tirelessly for many years, to establish the federal fire grant program. Their efforts should be applauded even more, once we recognize that, year after year, they still step up to the plate for us, and fend off the very many opponents that seek elimination of the federal fire grant program.

Bill Webb’s “call to arms” to the fire service, asking us to be on the same sheet of music and to step up our efforts to support and protect and the fire grants, is my reason for writing this article.

(Continued on page 24)

(Continued from page 23)

Needs Assessment

Majority of the estimated 30,185 fire departments in our country are inadequately funded at the local levels. Thus continuation of the AFG Program is of utmost importance in protecting our communities. The recent NFPA report titled "*U.S. Fire Department Profile Through 2007*", published in November 2008, is a good reflection of the challenges facing us in the fire service. <http://www.nfpa.org/images/OS.FDProfile.pdf>

Based on this report, 72% of the 1,148,800 firefighters in our country are volunteers, and 95% of them protect fewer than 2,500 people. They simply don't have large enough tax base to adequately provide for their needs. The alarming statistic is the drop in the rate of volunteer firefighters per thousand people protected population, which has decreased from 4.35 in 1986 to 3.81 in 2007.

The remaining 28% of our country's fire service are the career firefighters. Statistics show that they have been stretched thin and despite the overall steady growth since 1986, the rate of the career firefighters per thousand people protected has remained virtually unchanged for the past two decades and is about 1.74. So, although we have a lot more tasks on our "to do" list now, and have a more urban population to protect; from the staffing perspective we are still behind the eight-ball just as we were two decades ago. And it is quite evident from all the downsizing across the country that unfortunately this situation is deteriorating even further.

Obviously, the fact that we were successful in establishing the AFG Program in the first place is indicative of our expertise in utilizing the above mentioned statistics to depict our needs. But, I think that the current tough economic times demand that if we want to enhance our odds for the AFG Program reauthorization, then we must add yet another dimension to our needs assessment justifications.

I believe that we must wash away the complacency of years, and start to better educate our politicians about the true magnitude of the annual total cost of fire in our country. And do that, not just by dry statistics; but putting those statistics in perspective by comparing them with the other significant current national events that have filled our daily prime time news. That way, the decision-makers have a much better appreciation for what we do, and hopefully recognize our needs based on the magnitude of the work yet to be done.

As I have indicated in most of my previous articles, based on the most recent NFPA statistics about the total cost of fire in America which is from 2005 "*for 2005, that total cost is estimated at \$267-294 billion, or roughly 2 to 2½% of U.S. gross domestic product*".

<http://www.nfpa.org/itemDetail.asp?categoryID=414&itemID=18239&URL=Research%20%20Reports/Fire%20reports/Economic%20impacts>

To show the true magnitude of the economic impact of fire on our country, let our politicians know that the \$294 billion annual cost of fire in our country, is about 42% of the cost for the recent \$700 billion economic bailout. Let them know that \$294 billion, breaks down to about \$24.5 billion a month, which is more than twice the \$10-12 billion monthly cost of war in Iraq, that our newly elected President used in opposing the war during his Presidential campaign.

Educate them about the true economic magnitude and impact of fire in our country, year in and year out. Let them see that compared to the cost of fire, their expenditure on the AFG Program, is merely a drop in the bucket. Yet a drop, that we in the fire service so desperately need.

Although, the federal fire grants are a far cry from the systematic sustained funding that fire service needs to improve our service delivery at the local levels; still, we do definitely need this continued governmental support to be able to better protect our communities. Let them know that their investment on us by reauthorizing the AFG Program has a good

(Continued on page 26)

(Continued from page 22)

“This is one of the top courses for law enforcement,” commented Lt. Lori Borrelli, St. Petersburg, Fla., police department. “As the devices used by protesters become more sophisticated, we need to be prepared.”

As presidential election proceedings dominated the headlines prior to the November 2008 election, the CDP staff worked closely with state and local officials responsible for hosting the Republican and Democratic National Conventions in Colorado and Minnesota. Several thousand officials—mostly law enforcement—benefited from the cutting-edge training geared towards managing civil actions and incident command.

“Agencies requesting CDP training in preparation for special events recognize the value of our training programs,” added Aguilar. “The CDP instructors and trainers are veterans with real-world experience. An added value to the training is that many of the participants are also veterans in their field, who willingly share their relevant experience.”

“I think we all learned a lot during this training,” added Lt. Neal Jester, Maryland Transportation Authority Police. “This training opens your eyes to the lengths people go to, to delay events or to just get attention. We went into this not knowing a great deal about protester devices. Now, if we come across a situation where illegal methods of protest or protester devices are being used, we have the training to defeat the device and clear a scene.”

The CDP offers 38 unique courses that provide training for emergency responders, from law enforcement protection and incident response programs to pandemic influenza and healthcare emergency management. More than 114,000 of America’s emergency responders participated in CDP training programs during 2008 and the CDP staff is prepared for another successful training year during 2009.

“The [Managing Civil Actions] training is essential for responders who encounter an illegal mass protest or riot situation,” remarked Deputy Benjamin Kenney, Hillsborough County Florida Sheriffs Office. “Each class builds upon a variety of skill sets and has the opportunity to train with other departments, which puts us all in sync in the event we ever have to work together.”

Courses range from one to four days in length and provide interdisciplinary resident and non- resident training courses that promote greater understanding among 10 diverse responder disciplines: Emergency Management, Emergency Medical Services, Fire Service, Governmental Administrative, Hazardous Materials, Healthcare, Law Enforcement, Public Health, Public Safety Communications, and Public Works.

The CDP is a vital component of the Federal Emergency Management Agency’s National Preparedness Directorate in the Department of Homeland Security. The Anniston training center is the only federally-chartered Weapons of Mass Destruction (WMD) training facility in the nation.

Numerous federal and non-federal training partnerships enable the CDP staff to share their knowledge and experience, ensuring the nation’s emergency response providers receive the most up-to-date training. The CDP offers responders a wide range of training available as resident or non-resident programs, and Mobile Training Teams.

Learn more about the CDP at <http://cdp.dhs.gov>.

(Continued from page 24)

rate of return and will decrease the adverse economic impacts of fire.

Good Rate of Return

We must prove to our public and the policymakers that our benefits far outweigh our costs. We must be in the black, and have a net positive value; which means that we must save more for our public than we cost them. It is rather a simple cost benefit analysis. For the AFG Program to be around in the future, we must take measures that have a direct positive impact on reducing the fire losses and fire fatalities in our country. We must show tangible results.

And that is the same type of concern that Bill Webb made in another article titled “**And Now for Something Completely Different**”. <http://firechief.com/leadership/management-administration/something-completely-different-1208/>

“The fire service needs to make sure that the programs that are out there are having a positive impact. We need to start seeing more reduction in the number of deaths and injuries in the fire service. We need to make sure that every dollar awarded to the fire service is properly used and we can point to positive results.”

I believe that to be able to better prepare our case for reauthorization of the AFG Program in 2010, it might be of value if we all read the report titled “**Assistance to Firefighters Grant Program: Assessing Performance**”, published on April 2007, by the National Academy of Public Administration (NAPA) for the Department of Homeland Security (DHS). This is a very valuable report with a very positive stance toward the fire grant and supports its continuation.

http://www.napawash.org/pc_management_studies/Fire_Grants_Report_April2007.pdf

“Above all, given the nation’s heavy reliance on local community support for fire departments and other emergency services, the AFG program must continue to give great deference to local assessments of risk and assistance needs, provided they are based on an adequate community risk assessment methodology.”

But, even this report posed concerns, raised questions, and pointed out various shortcomings that we must be prepared to address to be successful in protecting the fire grants. Take a look at the following excerpts, and remember that these recommendations are coming from friends supportive of us; then just imagine what we could expect from the foes.

“Benefits or effectiveness also must be estimated. It is easier to estimate the program’s costs than to estimate whether the program is effective. One first needs to specify in more precise, measurable terms what the program seeks to influence or accomplish. Only when there is some agreement on the goal or goals and how one can measure progress toward these can one ask whether the program’s costs appear reasonable in relation to benefits that is, does it help to achieve measurable improvement at a reasonable cost?”

To date the program has set out to improve the capabilities of fire departments. Such capabilities are believed to contribute to improvements in public safety and firefighter safety. Funds are being used mainly to purchase equipment, vehicles, protective gear, and some training and other services intended to improve incident-response and to make firefighters safer. From this simple standpoint, the program is effective - it has improved the asset bases and skill sets of recipient fire departments and thus improved local firefighting capabilities. It is not as clear, however, whether such improvements reduce public and firefighter deaths and injuries, purposes mentioned in the authorizing statute.”

I remember a quotation from Einstein that said “*everything that can be counted does not necessarily count; everything that counts cannot necessarily be counted*”. That seems to apply rather well here. We are not focusing where we should be focusing; therefore we are not measuring what we should be measuring.

I believe that our highest professional honor does not stem merely on being a firefighter, but in being a public servant.

(Continued on page 36)

Personal Safe Sales on the Rise - But How Safe Are They?

As money-conscious savers continue to lose sleep over the financial institution crisis, consumers are increasingly taking their nest egg back to their nest - and into a personal safe. Consumers are buying personal safes in record numbers as an alternative to storing cash as well as to maintain and store financial information, personal data and medical records.

But before consumers run out and buy a safe, they should be aware of important information regarding how to choose a safe that is safe and where to place it in the home. This is also good information for fire safety officials to know from a public relations standpoint.

"When consumers purchase a personal safe, they should feel confident it can withstand certain circumstances - like a fire - and still protect their valuables," said John Drengenberg, manager of Consumer Affairs for Underwriters Laboratories. "Whether it is an ATM, gun safe, bank vault, or personal safe, UL puts these products through meticulous testing to evaluate their design for certification."

Clad head-to-toe in protective gear, the professional technicians at Underwriters Laboratories (UL) place a personal safe - that could contain irreplaceable documents, cash and personal records - into a furnace chamber for 30 minutes to evaluate if the assets within the safe would get damaged. If nothing is damaged, the technicians increase both the temperature and humidity in the furnace and heat the safe. If the assets are not destroyed, then the personal safe passes one of the many test requirements of UL, a leading global product safety certification organization that has been testing and certifying personal and commercial safes for more than 80 years.

"We take personal and commercial safe testing and certification very seriously," said Drengenberg. "When testing commercial safes for potential burglaries, we may use anything from wrenches, powers saws, crowbars to nitroglycerine. We may even simulate the impact a commercial safe would endure if it falls three stories."

In addition to testing and certifying personal safes for fire resistance, UL is also providing consumers with tips to help them keep their safes safe in their homes.

KEEPING YOUR PERSONAL SAFE ... SAFE

- Make sure your personal safe is rated for fire protection. UL-Listed safes can be rated for fire resistance - for example, a one-hour rating means that the safe can withstand 1,300-degree Fahrenheit heat for an hour while still protecting the contents of the safe.
- Consider the weight of the safe. The more the safe weighs, the less likely a burglar can carry it out of a home.
- Place the safe in the basement to decrease the risk of it falling through the floor in the event of a fire.
- When purchasing a personal safe, look for the UL certification Mark indicating it has gone through rigorous testing and meets UL standards.

For more information on UL's safe testing and certification please visit, <http://www.ul.com/newsroom/urban/safes.html>, or contact John Bender at 443-567-8241 or at John.Bender@us.ul.com.

NFPA Technical Committees Call for Members

The **Committee on Aerosol Extinguishing Technology** is seeking members in all interest categories except special experts. This Committee is responsible for NFPA 2010, *Standard for Fixed Aerosol Fire Extinguishing Systems*.

The **Committee on Aerosol Products** is seeking members in the enforcing authority category only. The Committee is responsible for NFPA 30B, *Code for the Manufacture and Storage of Aerosol Products*.

The **Committee on Aircraft Maintenance Operations** is seeking members in all interest categories. This Committee is responsible for NFPA 410, *Standard on Aircraft Maintenance*.

The **Committee on Ambulances** is seeking members in all interest categories.

The **Committee on Animal Housing Facilities** is seeking members in all interest categories, except user. This Committee is responsible for NFPA 150, *Standard on Fire and Life Safety in Animal Housing Facilities*.

The **Committee on Boiler Combustion System Hazards—Fluidized Bed Boilers** is seeking members in all interest categories except manufacturer. This Committee is responsible for chapters in NFPA 85, *Boiler and Combustion Systems Hazards Code*.

The **Committee on Boiler Combustion System Hazards—Fundamentals** is seeking members in all interest categories except manufacturer. This Committee is responsible for chapters in NFPA 85, *Boiler and Combustion Systems Hazards Code*.

The **Committee on Boiler Combustion System Hazards—Pulverized Fuel Systems** is seeking members in all interest categories except manufacturer and users. This Committee is responsible for chapters in NFPA 85, *Boiler and Combustion Systems Hazards Code*.

The **Committee on Boiler Combustion System Hazards—Single Burner Boilers** is seeking members in all interest categories except manufacturer. This Committee is responsible for chapters in NFPA 85, *Boiler and Combustion Systems Hazards Code*.

The **Committee on Boiler Combustion System Hazards—Stoker Operations** is seeking members in all interest categories except manufacturers and users. This Committee is responsible for stoker material in NFPA 85, *Boiler and Combustion Systems Hazards Code*.

The **Committee on Building Code—Board and Care Facilities** is seeking members in all interest categories. This Committee is responsible for chapters in NFPA 5000, *Building Construction and Safety Code*[®].

The **Committee on Combustible Metals and Metal Dusts** is seeking members in all interest categories except manufacturers and users. The Committee is responsible for NFPA 484, *Standard for Combustible Metals*.

The Committee on **Confined Space Safe Work Practices** is seeking members in all interest categories, especially manufacturers.

The Committee on **Dry and Wet Chemical Extinguishing Systems** is seeking members in all interest categories except manufacturer. This Committee is responsible for NFPA 17, *Standard for Dry Chemical Extinguishing Systems*; and NFPA 17A, *Standard for Wet Chemical Extinguishing Systems*.

The **Committee on Electrical Equipment in Chemical Atmospheres** is seeking members in all interest categories except special experts and users. This Committee is responsible for NFPA 496, *Standard for Purged and Pressurized Enclosures for Electrical Equipment*; NFPA 497, *Recommended Practice for the Classification of Flammable Liquids, Gases, or Vapors and of Hazardous (Classified) Locations for Electrical Installations in Chemical Process Areas*; and NFPA 499, *Recommended Practice for the Classification of Combustible Dusts and of Hazardous (Classified) Locations for Electrical Installations in Chemical Process Areas*.

The **Committee on Electrical Equipment Evaluation** is seeking members in all interest categories.

The **Committee on Electrical Equipment of Industrial Machinery** is seeking members in all interest categories except users or manufacturers. This Committee is responsible for NFPA 79, *Electrical Standard for Industrial Machinery*.

The Committee on **Electrical Equipment Maintenance** is seeking members in all interest categories except user. The committee is responsible for NFPA 70B, *Recommended Practice for Electrical Equipment Maintenance*.

The **Committee on Electrical Systems Maintenance** is seeking members in all interest categories except special experts. This Committee is responsible for NFPA 73, *Electrical Inspection Code for Existing Dwellings*.

The **Committee on Emergency Services Organization Risk Management** is seeking individuals in all categories except enforcer and special expert. This Committee is responsible for NFPA 1201, *Standard for Providing Emergency Services to the Public* and NFPA 1250, *Recommended Practice in Emergency Service Organization Risk Management*.

The **Committee on Explosives** is seeking members in all interest categories except manufacturers. This Committee is responsible for NFPA 495, *Explosive Materials Code* and NFPA 498, *Standard for Safe Havens and Interchange Lots for Vehicles Transporting Explosives*.

The **Committee on Exposure Fire Protection** is seeking members in all interest categories except manufacturers and special experts. This Committee is responsible for NFPA 80A, *Recommended Practice for Protection of Buildings from Exterior Fire Exposures*.

The **Committee on Fire and Emergency Services Protective Clothing and Equipment—Electronic Safety Equipment** is seek-

(Continued on page 29)

(Continued from page 28)

ing members in the following interest categories: enforcer, labor, user and consumer. This Committee is responsible for NFPA 1800, *Standard on Electronic Safety Equipment for Emergency Services* (Proposed); NFPA 1801, *Standard on Thermal Imagers for the Fire Service* (Proposed); and NFPA 1982, *Standard on Personal Alert Safety Systems (PASS)*.

The **Committee on Fire and Emergency Services Protective Clothing and Equipment—Emergency Medical Services Protective Clothing and Equipment** is seeking members in the following interest categories: enforcer, labor and user. This Committee is responsible for NFPA 1999, *Standard on Protective Clothing for Emergency Medical Operations*.

The **Committee on Fire and Emergency Services Protective Clothing and Equipment—Hazardous Materials Protective Clothing and Equipment** is seeking members in the following interest categories: consumer, enforcer, labor, and user. This Committee is responsible for NFPA 1991, *Standard on Vapor-Protective Ensembles for Hazardous Materials Emergencies*; NFPA 1992, *Standard on Liquid Splash-Protective Ensembles and Clothing for Hazardous Materials Emergencies*; and NFPA 1994, *Standard on Protective Ensembles for First Responders to CBRN Terrorism Incidents*.

The **Committee on Fire and Emergency Services Protective Clothing and Equipment—Special Operations Protective Clothing and Equipment** is seeking members in the following interest categories: enforcer, labor, user, and consumer. This Committee is responsible for NFPA 1951, *Standard on Protective Ensemble for Technical Rescue Incidents*; NFPA 1952, *Standard on Surface Water Operations Protective Clothing and Equipment* (Proposed); NFPA 1975, *Station/Work Uniforms for Fire and Emergency Services*; and NFPA 1983, *Standard on Life Safety Rope and Equipment for Emergency Services*.

The **Committee on Fire Department Rescue Tools** is seeking members in all categories except manufacturer. This Committee is responsible for NFPA 1936, *Standard on Powered Rescue Tools*.

The **Committee on Fire Hose** is seeking members from all interest categories except manufacturers and users. This Committee is responsible for NFPA 1961, *Standard on Fire Hose*; NFPA 1962, *Standard for the Inspection, Care, and Use of Fire Hose, Couplings, and Nozzles and the Service Testing of Fire Hose*; NFPA 1963, *Standard for Fire Hose Connections*; NFPA 1964, *Standard for Spray Nozzles*; NFPA 1965, *Standard for fire Hose Appliances*.

The **Committee on Fire Risk Assessment Methods** is seeking members in all interest categories except special experts. The Committee is responsible for NFPA 550, *Guide to the Fire Safety Concepts Tree* and NFPA 551, *Guide for the Evaluation of Fire Risk Assessments*.

The **Committee on Flammable and Combustible Liquids—Fundamentals** is seeking members in the interest category of enforcer. The Technical Committee is responsible for portions of NFPA 30, *Flammable and Combustible Liquids Code*.

The **Committee on Garages and Parking Structures** is seeking members in all interest categories except manufacturer, special experts, and users. This Committee is responsible for NFPA 88A, *Standard for Parking Structures*.

The **Committee on Handling and Conveying of Dusts, Vapors, and Gases** is seeking members in all interest categories except special experts. This Committee is responsible for NFPA 91, *Standard for Exhaust Systems for Air Conveying of Vapors, Gases, Mists, and Noncombustible Particulate Solids*; NFPA 654, *Standard for the Prevention of Fire and Dust Explosions from the Manufacturing, Processing, and Handling of Combustible Particulate Solids*; and NFPA 655, *Standard for Prevention of Sulfur Fires and Explosions*.

The **Committee on Hazard and Risk of Contents and Furnishings** is seeking members in the following interest categories: enforcer, consumer, insurance, fire service, education, and manufacturer. This Committee is responsible for NFPA 555, *Guide on Methods for Evaluating Potential for Room Flashover*; proposed NFPA 556, *Guide for Identification and Development of Mitigation Strategies for Fire Hazard to Occupants of Passenger Road Vehicles*; and proposed NFPA 557, *Standard Fire Loads for Engineering Design of Structural Fire Resistance in Buildings*.

The **Committee on Hot Works Operations** is seeking members in all interest categories except special experts. This Committee is responsible for NFPA 51B, *Standard for Fire Prevention During Welding, Cutting, and Other Hot Work*.

The **Committee on Incinerators and Waste Handling Systems** is seeking members in all interest categories except manufacturers and special experts. This Committee is responsible for NFPA 82, *Standard on Incinerators and Waste and Linen Handling Systems and Equipment*.

The **Committee on Industrial and Medical Gases** is seeking members in the interest category of enforcer. This Committee is responsible for NFPA 51, *Standard for the Design and Installation of Oxygen–Fuel Gas Systems for Welding, Cutting, and Allied Processes*; NFPA 51A, *Standard for Acetylene Cylinder Charging Plants*; NFPA 55, *Standard for the Storage, Use, and Handling of Compressed Gases and Cryogenic Fluids in Portable and Stationary Containers, Cylinders, and Tanks*; and NFPA 560, *Standard for the Storage, Handling, and Use of Ethylene Oxide for Sterilization and Fumigation*.

The **Committee on Internal Combustion Engines** is seeking members in the following interest categories: enforcer and user. This Committee is responsible for NFPA 37, *Standard for the Installation and Use of Stationary Combustion Engines and Gas Turbines*.

The **Committee on Laser Fire Protection** is seeking members in all interest categories except special expert and user. This Committee is responsible for NFPA 115, *Standard for Laser Fire Protection*.

(Continued on page 30)

(Continued from page 29)

The **Committee on Liquid Fuel Burning Equipment** is seeking members in the following interest categories: enforcer, insurance, and user. This Committee is responsible for NFPA 31, *Standard for the Installation of Oil-Burning Equipment*.

The **Committee on Loss Prevention Procedures and Practices** is seeking members in all interest categories. This Committee is responsible for NFPA 600, *Standard on Industrial Fire Brigades*; and NFPA 601, *Standard for Security Services in Fire Loss Prevention*.

The **Committee on Manufacture of Organic Coatings** is seeking members in all interest categories except special expert. This Committee is responsible for NFPA 35, *Standard for the Manufacture of Organic Coatings*.

The **Committee on Manufactured Housing** is seeking members in all interest categories except enforcer. This Committee is responsible for NFPA 501, *Standard on Manufactured Housing*; NFPA 501A, *Standard for Fire Safety Criteria for Manufactured Home Installations, Sites, and Communities*; and NFPA 225, *Model Manufactured Home Installation Standard*.

The **Committee on Marine Fire-Fighting Vessels** is seeking members in all interest categories except manufacturers. This Committee is responsible for NFPA 1925, *Standard on Marine Fire Fighting Vessels*.

The **Committee on Marine Terminals** is seeking members in all interest categories except special interest. This Committee is responsible for NFPA 307, *Standard for the Construction and Fire Protection of Marine Terminals, Piers, and Wharves*.

The **Committee on Merchant Vessels** is seeking members from the commercial fishing industry and towing vessel industry. This Committee is responsible for NFPA 301, *Code for Safety to Life from Fire on Merchant Vessels*.

The **Committee on Mining Facilities** is seeking members in all interest categories, specifically the manufacturers of mining equipment. This Committee is responsible for NFPA 120, *Standard for Fire Prevention and Control in Coal Mines*; and NFPA 122, *Standard for Fire Prevention and Control in Metal/Nonmetal Mining and Metal Mineral Processing Facilities*.

The **Committee on Oxygen Enriched Atmospheres** is seeking members in all interest categories except for special expert and research and testing. This Committee is responsible for NFPA 53, *Recommended Practice on Materials, Equipment and Systems Used in Oxygen-Enriched Atmospheres*.

The **Committee on Pre-Incident Planning** is seeking members in all interest categories. The Committee is responsible for NFPA 1620, *Recommended Practice for Pre-Incident Planning*.

The **Committee on Professional Qualifications—Emergency Vehicle Mechanic Technicians Professional Qualifications** is seeking members in all interest categories. This Committee is responsible for NFPA 1071, *Standard for Emergency Vehicle Technician Professional Qualifications*.

The **Committee on Professional Qualifications—Fire Department Safety Technician Professional Qualifications** is seeking members in all interest categories.

The **Committee on Professional Qualifications—Fire Officer Professional Qualifications** is seeking members in all interest categories. This Committee is responsible for NFPA 1021, *Standard for Fire Officer Professional Qualifications*.

The **Committee on Professional Qualifications—Fire Service Instructor Professional Qualifications** is seeking members in all interest categories except enforcers, special experts, and users. This Committee is responsible for NFPA 1041, *Standard for Fire Service Instructor Professional Qualifications*.

The **Committee on Professional Qualifications—Incident Management Professional Qualifications** is seeking members in all interest categories. This Committee is responsible for proposed NFPA 1026, *Standard for Incident Management Personnel Professional Qualifications*.

The **Committee on Professional Qualifications—Public Fire Educator Professional Qualifications** is seeking members in all interest categories except labor and user. This Committee is responsible for NFPA 1035, *Standard for Professional Qualifications for Public Fire and Life Safety Educator*.

The **Committee on Professional Qualifications—Public Safety Telecommunicator Professional Qualifications** is seeking members in all interest categories. This Committee is responsible for NFPA 1061, *Standard for Professional Qualifications for Public Safety Telecommunicator*.

The **Committee on Professional Qualifications—Wildfire Suppression Professional Qualifications** is seeking members in all categories. This Committee is responsible for NFPA 1051, *Standard for Wildland Fire Fighter Professional Qualifications*.

The **Committee on Public Emergency Service Communication** is seeking members for the installer/maintainer category. This Committee is responsible for NFPA 1221, *Standard for the Installation, Maintenance, and Use of Emergency Services Communications Systems*.

The **Committee on Record Protection** is seeking members in the all interest categories. This Committee is responsible for NFPA 232, *Standard for the Protection of Records*.

The **Committee on Road Tunnel and Highway Fire Protection** is seeking members in the following categories: enforcers, researchers, and users. This Committee is responsible for NFPA 502, *Standard for Road Tunnels, Bridges, and Other Limited Access Highways*.

(Continued on page 31)

(Continued from page 30)

The **Committee on Safety to Life—Board and Care Facilities** is seeking members in all interest categories. This Committee is responsible for chapters in NFPA 101, *Life Safety Code*®.

The **Committee on Shipbuilding, Repair, and Lay-Up** is seeking members in all interest categories. This Committee is responsible for NFPA 312, *Standard for Fire Protection of Vessels During Construction, Conversion, Repair, and Lay-Up*.

The **Committee on Signaling Systems—Public Fire Reporting Systems** is seeking members in all categories except manufacturers and special experts. This Committee is responsible for chapters in NFPA 72®, *National Fire Alarm Code*®.

The **Committee on Solvent Extraction Plants** is seeking members in all interest categories except special expert. This Committee is responsible for NFPA 36, *Standard for Solvent Extraction Plants*.

The **Committee on Static Electricity** is seeking members in the categories of enforcer, insurance, and research/testing. This Committee is responsible for NFPA 77, *Recommended Practice on Static Electricity*.

The **Committee on Tank Leakage and Repair Safeguards** is seeking members in the interest categories of equipment manufacturers and insurance. This Committee is responsible for NFPA 326, *Standard for the Safeguarding of Tanks and Containers for Entry, Cleaning, or Repair*; and NFPA 329, *Recommended Practice for Handling Releases of Flammable and Combustible Liquids and Gases*.

The **Committee on Telecommunications** is seeking members in the user category, specifically from the cable industry. The Committee is responsible for NFPA 76, *Standard for the Fire Protection of Telecommunications Facilities*.

The **Committee on Textile and Garment Care Processes** is seeking members in all interest categories, except users and manufacturers. This Committee is responsible for NFPA 32, *Standard for Drycleaning Plants*.

The **Committee on Transportation of Flammable Liquids** is seeking members in the following interest categories: enforcer, insurance, and manufacturer. This Committee is responsible for NFPA 385, *Standard for Tank Vehicles for Flammable and Combustible Liquids*.

The **Committee on Vehicular Alternative Fuel Systems** is seeking members in the interest category of enforcer. This Committee is responsible for NFPA 52, *Vehicular Fuel Systems Code*.


The **Committee on Wastewater Treatment Plants** is seeking members in all interest categories except manufacturer and special experts. This Committee is responsible for NFPA 820, *Standard for Fire Protection in Wastewater Treatment and Collection Facilities*.

The **Committee on Water Additives for Fire Control and Vapor Mitigation** is seeking members in the categories of user and enforcer. This Committee is responsible for NFPA 18, *Standard on Wetting Agents*; and NFPA 18A, *Standard on Water Additives for Fire Control and Vapor Mitigation*.

The **Committee on Water-Cooling Towers** is seeking members in all interest categories except manufacturer and installer/maintainer. This Committee is responsible for NFPA 214, *Standard on Water-Cooling Towers*.

The **Committee on Water Spray Fixed Systems** is seeking members in the interest category of enforcer. This Committee is responsible for NFPA 15, *Standard for Water Spray Fixed Systems for Fire Protection*.

Anyone interested in serving on one of these committees or on any NFPA technical committee can download a technical committee application from NFPA's web site at <http://www.nfpa.org/codesTC>; or by a written request to: Codes and Standards Administration, NFPA, One Batterymarch Park, Quincy, MA 02169-7471.



NFPA Technical Committees Soliciting Proposals

The committees for the following documents are planning to begin preparation of their reports. In accordance with the Regulations Governing Committee Projects, committees are now accepting proposals for recommendations on content for the documents listed below. Proposals received by 5:00 p.m. ET on the closing date indicated will be acted on by the committee, and that action will be published in the committee's report. Proposals must be submitted to Codes and Standards Administration on proposal forms which are available in the back of all NFPA documents or from NFPA headquarters. (NOTE: For information on specific committee meeting dates, contact Codes and Standards Administration, NFPA.) Copies of **new document** drafts are available from Codes and Standards Administration, NFPA, One Batterymarch Park, Quincy, MA 02169-7471, or they may be downloaded from NFPA's web site at <http://www.nfpa.org/codelist>. If you need a current edition of a document, please contact NFPA, Fulfillment Center, 11 Tracy Drive, Avon, MA 02322, or call 800-344-3555.

Document No./ Edition	Title	Proposal Closing Date	Meeting Reporting
†NFPA 2–P*	Hydrogen Technologies Code	5/29/2009	F2010
†NFPA 3–P*	Standard for the Commissioning and Integrated Testing of Fire Protection and Life Safety Systems	5/29/2009	F2010
†NFPA 12–2008	Standard on Carbon Dioxide Extinguishing Systems	5/29/2009	F2010
NFPA 16–2007	Standard for the Installation of Foam-Water Sprinkler and Foam-Water Spray Systems	5/29/2009	F2010
NFPA 17–2009	Standard for Dry Chemical Extinguishing Systems	5/23/2011	F2012
NFPA 17A–2009	Standard for Wet Chemical Extinguishing Systems	5/23/2011	F2012
NFPA 32–2007	Standard for Drycleaning Plants	5/29/2009	F2010
NFPA 51A–2006	Standard for Acetylene Cylinder Charging Plants	5/29/2009	F2010
NFPA 59–2008	Utility LP-Gas Plant Code	11/24/2009	A2011
NFPA 70E–2009	Standard for Electrical Safety in the Workplace®	11/24/2009	A2011
NFPA 75–2009	Standard for the Protection of Information Technology Equipment	5/28/2010	F2011
†NFPA 76–2009	Standard for the Fire Protection of Telecommunications Facilities	5/28/2010	F2011
NFPA 79–2007	Electrical Standard for Industrial Machinery	5/29/2009	F2010
NFPA 85–2007	Boiler and Combustion Systems Hazards Code	5/8/2009	F2010
NFPA 101–2009	Life Safety Code®	7/31/2009	A2011
NFPA 102–2006	Standard for Grandstands, Folding and Telescopic Seating, Tents, and Membrane Structures	5/29/2009	F2010
NFPA 251–2006	Standard Methods of Tests of Fire Resistance of Building Construction and Materials	5/29/2009	F2010
NFPA 253–2006	Standard Method of Test for Critical Radiant Flux of Floor Covering Systems Using a Radiant Heat Energy Source	5/29/2009	F2010
NFPA 262–2007	Standard Method of Test for Flame Travel and Smoke of Wires and Cables for Use in Air-Handling Spaces	5/29/2009	F2010
NFPA 265–2007	Standard Methods of Fire Tests for Evaluating Room Fire Growth Contribution of Textile Coverings on Full Height Panels and Walls	5/29/2009	F2010
NFPA 285–2006	Standard Fire Test Method for Evaluation of Fire Propagation Characteristics of Exterior Non-Load-Bearing Wall Assemblies Containing Combustible Components	5/29/2009	F2010
NFPA 286–2006	Standard Methods of Fire Tests for Evaluating Contribution of Wall and Ceiling Interior Finish to Room Fire Growth	5/29/2009	F2010
NFPA 385–2007	Standard for Tank Vehicles for Flammable and Combustible Liquids	5/28/2010	F2011
NFPA 418–2006	Standard for Heliports	5/29/2009	F2010
NFPA 730–2008	Guide for Premises Security	5/29/2009	F2010
NFPA 731–2008	Standard for the Installation of Electronic Premises Security Systems	5/29/2009	F2010
NFPA 901–2006	Standard Classifications for Incident Reporting and Fire Protection Data	5/29/2009	F2010
NFPA 921–2008	Guide for Fire and Explosion Investigations	5/29/2009	F2010
NFPA 1192–2008	Standard on Recreational Vehicles	5/29/2009	F2010
NFPA 1194–2008	Standard for Recreational Vehicle Parks and Campgrounds	5/29/2009	F2010
NFPA 1401–2006	Recommended Practice for Fire Service Training Reports and Records	5/29/2009	F2010
NFPA 1404–2006	Standard for Fire Service Respiratory Protection Training	5/29/2009	F2010
NFPA 1405–2006	Guide for Land-Based Fire Fighters Who Respond to Marine Vessel Fires	5/29/2009	F2010
NFPA 1906–2006	Standard for Wildland Fire Apparatus	5/29/2009	F2010
NFPA 1912–2006	Standard for Fire Apparatus Refurbishing	5/29/2009	F2010
NFPA 1971–2007	Standard on Protective Ensembles for Structural Fire Fighting and Proximity Fire Fighting	12/4/2009	F2011
NFPA 1981–2007	Standard on Open-Circuit Self-Contained Breathing Apparatus (SCBA) for Emergency Services	12/4/2009	F2011
NFPA 1983–2006	Standard on Life Safety Rope and Equipment for Emergency Services	5/29/2009	F2010
NFPA 1984–P*	Standard on Respirators for Wildland Fire Fighting Operations	5/29/2009	F2010
NFPA 2001–2008	Standard on Clean Agent Fire Extinguishing Systems	5/29/2009	F2010
NFPA 5000–2009	Building Construction and Safety Code®	7/31/2009	A2011

P* Indicates proposed document

† Change in proposal closing date or cycle



One-Stop Data Shop
 Fire Analysis and Research Division
 1 Batterymarch Park, Quincy, MA 02169
 Email: osds@nfpa.org
 www.nfpa.org



Children Playing with Fire Fact Sheet

In 2006, an estimated 14,500 structure fires involving fire-play were reported to U.S. municipal fire departments. These fires resulted in an estimated

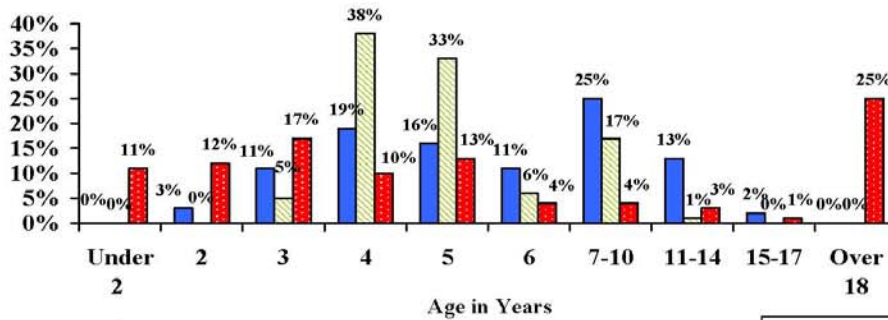
- 130 civilian deaths,
- 810 civilian injuries, and
- \$328 million in direct property damage, annually.

Most child-playing home fires are started with lighters or matches.

Almost half (42%) of child-playing home structure fires begin in the bedroom.

The items ignited by home fire-play are principally mattresses, bedding, or clothing.

Civilian Deaths by the Age of the Firesetter and by Age of Victim, 2003-2006 Annual Averages



Most fire-play fires start outside

- % of child playing fires by age of firesetter
- % of civilian deaths by age of firesetter
- % of civilian deaths by age of victim

July is the peak month for outdoor fire-play. Most of these fires involve fireworks.

50% of people who start reported fires by playing are 5 years old and younger


63% of all fatal victims of fires by playing are children 5 year old and younger

Non-fatal injuries often involve parents or other caregivers, but fatal injuries rarely do

Legislation

- In 1994, the Consumer Product Safety Commission (CPSC) set a mandatory safety standard requiring the manufacturing and importation of most cigarette lighters to be child-resistant
- As of August 2008, eight states have enacted novelty lighter legislation to protect against lighters that are being mistaken for toys.

Source: *Children Playing with Fire*, by Jennifer Flynn, NFPA, Quincy, MA, January 2009



U.S. Home Structure Fires

U.S. fire departments responded to an estimated 399,000 home¹ structure fires in 2007. These fires caused:



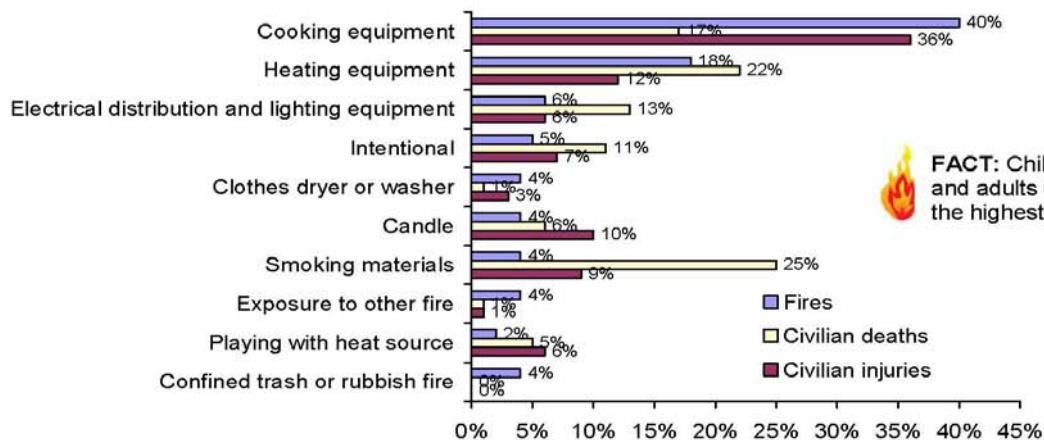
- 2,865 civilian fire deaths,
- 13,600 civilian fire injuries, and
- \$7.4 billion in direct damage.
- Roughly 84% of all civilian fire deaths in 2007 resulted from home structure fires.
- On average, eight people died in U.S. home fires every day.

Causes and Circumstances of Home Fires

Details from the U.S. Fire Administration's National Fire Incident Reporting System show that in 2003-2006:

- Cooking was the leading cause of home structure fires and home fire injuries.
- Smoking was the leading cause of civilian home fire deaths. Heating ranked second in home fire deaths overall, but was the leading cause in one- or two-family dwellings.

Figure 5. Leading Causes of Home Structure Fires: 2003-2006



FACT: Children under five and adults 65 and over face the highest risk of fire death.



63% of reported home fire deaths in 2003-2006 resulted from fires in homes with no smoke alarms or no working smoke alarms. Based on a telephone survey done in 2008, 96% of all homes have at least one smoke alarm.

¹Homes are dwellings, duplexes, manufactured homes, apartments, townhouses, rowhouses, and condominiums. Source: *U.S. Home Structure Fires*, by Marty Ahrens, NFPA, Quincy, MA, January 2009

Continued on page 35

Continued from page 34

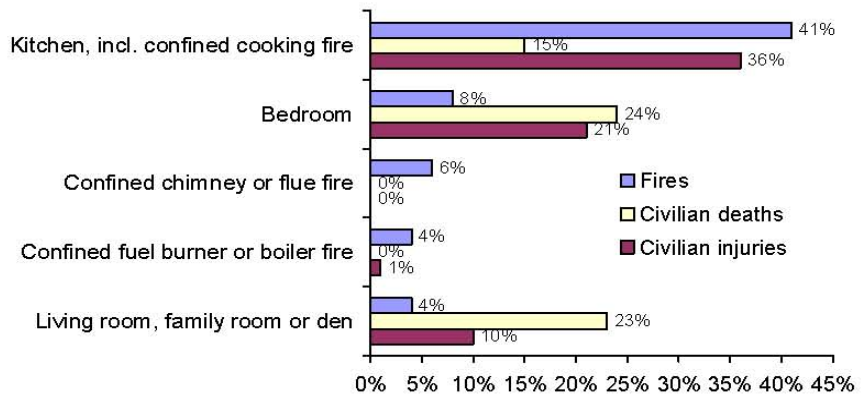
Kitchens were the leading area of origin.

- 41% of home structure fires and 36% of civilian home fire injuries resulted from kitchen fires. (Kitchen fires include confined cooking fires.)
 - 15% of home fire deaths also resulted from kitchen fires.
- 8% of reported home fires started in the bedroom. These fires caused 24% of home fire deaths and 21% of home fire injuries.
- 4% of home fire deaths started in the living room, family room, or den. These fires caused 23% of home fire deaths and 10% of the home fire injuries.
- Fires confined to chimneys or flues accounted for 6% of all reported home fires. Confining fuel burner or boiler fires accounted for 4%. These fires caused very few casualties.

Figure 5. Leading Areas of Origin in Home Structure Fires: 2003-2006



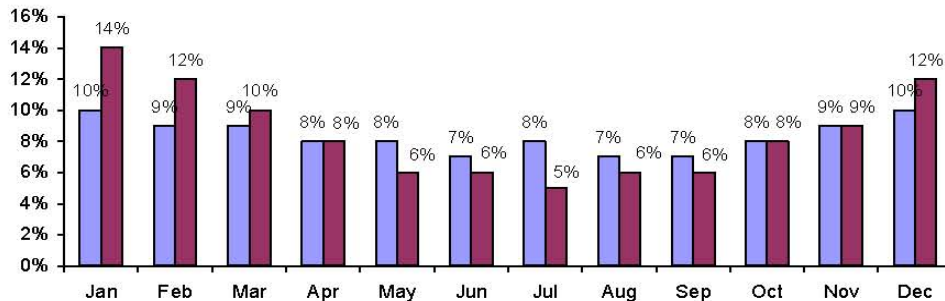
Fact: 21% of home fire deaths resulted from fires beginning with upholstered furniture.



Roughly one-third of home fires and home fire deaths occur in December, January and February.

- 20% of reported home structure fires occurred between 11:00 PM and 7:00 AM. These fires caused 52% of all home fire deaths.
- Home structure fires peaked around the dinner hours between 5:00 and 8:00 PM.

Figure 5. Home Structure Fires by Month: 2003-2006



Source: *U.S. Home Structure Fires*, by Marty Ahrens, NFPA, Quincy, MA, January 2009

(Continued from page 26)

In my mind, having the trust and respect of our public believing in our professional abilities and expertise to protect them from the wrath of fire and provide them care, is our highest professional honor. With that though, comes the greatest responsibility of all; not to betray their trust in all and anything that we do.

That certainly applies to our fiduciary responsibility to provide our public the highest rate of return on their investment on us. We must give them the “biggest bang for their buck”. We must repay their trust by showing that their financial assistance in the form of the AFG Program is having a significant, systematic, direct, positive impact in reducing the fire fatalities and decreasing the economic burdens of the fire in our country.

Establishing a Game Plan

I believe that our mission in the fire service is quite simple, protecting lives and preventing the losses from fires. When asked about the effectiveness of the fire grants in the future, once we establish a solid game plan that provides us with the statistical data that attest to the success of the AFG Programs; then not only then we can clear all misinformation amongst the friends; but most importantly, we can easily fend off any misguided attacks by the foes.

Here is a suggestion. What if we could establish a goal of reducing our annual fire losses by a flat 5%, and then measure our performance against it? A mere 5% reduction in total annual national loss is not an unreasonable or unattainable goal for us, is it? All major corporations and organizations are responsible for their bottom-line and have some sort of accountability mechanisms and clear performance measures, so then why shouldn't we?

We are no stranger to performance measurement. As a part of our daily routine, all our tasks are measured to the split seconds. Then why not establish that flat 5% loss reduction as a national performance measurement for what really counts, saving lives and reducing losses?

Another quotation from Einstein that “*a perfection of means, and confusion of aims, seems to be our main problem*” is quite applicable to our situation. We measure our response times to the split seconds, yet we don't have a game plan and any performance measurements for reducing our annual fatalities and fire losses. Not too logical, to say the very least.

Let's use the statistics from the NFPA “*Fires in the United States During 2007*” report to figure out what that 5% loss reduction could translate to. That would mean that 172 people would be alive, considering that there were 3,430 civilian fire fatalities. That would mean that 884 civilian fire injuries would be prevented, considering that there were 17,675 civilian fire injuries. The concern for life safety is of utmost importance to us in the fire service, and reducing these civilian fatalities and injuries are the prime reasons for our professional existence. <http://www.nfpa.org/assets/files/PDF/firelossfacts2.pdf>

Now, let's talk about something that can strike a chord with the bean-counters that assist the policymakers in charge of allocating the funds; and that is the economic costs. Do the math, and you will see that even a mere 5% reduction in our current annual total fire property loss of \$14.6 billion alone, would be \$730 million. That is more than the \$547 million currently allocated for the AFG Program in FY 2007. You see, we could have a net positive value of \$183 million every year, at the very least. And then of course, to that if we add the economics costs of the fire injuries and the fatalities translated to dollar values, our net positive value would be much greater. <http://www.firegrantsupport.com/>

Don't you think that could serve as a great justification for the continuation of our AFG Program? We could indeed use such statistics to easily silence any critiques, couldn't we? Such statistics would prove that the federal fire grant program has indeed been a major success. It would prove that the annual savings from the decrease of the total annual fire property loss alone would be more than the annual cost of the federal fire grant program.

That would be a good rate of return on the federal fire grants investment, won't you say? What better way to insure the

(Continued on page 37)

(Continued from page 36)

continuity of the AFG Program, than to have such statistics highlighting our accomplishments, proving that the program is paying for itself?

Performance measurement is essential to our success. To realize the importance of performance measurement, take a look at Ron Coleman's great article titled "***Stats are More Than Inside Baseball***" where he states:
http://firechief.com/leadership/management-administration/response_time_only_indication_1008/

"What gets measured, gets done. If someone is keeping track of performance, then someone else is probably doing everything he or she can to meet that expectation....The phenomenon of performance measurement in the fire service is nothing new. More than 20 years ago, public officials recognized that performance measurement would be either embraced by or forced upon government. Notwithstanding wholesale failures of various levels of government to actually do much with performance measurement, the more successful fire organizations today use performance measures as if they were playing in Major League Baseball."

Then the question that must be answered is whether we are going to do the performance measurements ourselves, or wait for it to be imposed on us? Remember, what Ron is talking about is not measuring statistics, just for the sake of keeping them. Even in baseball, one can not expect winning without a strategy and well thought through game plan. What Ronny is talking about is measuring our performance and effectiveness with respect to accomplishing the overall game plan. It should be obvious that we need a have a good game plan, if we want to succeed in not only preserving our AFG Program, but most importantly to address the fire problem in our country.

Look at it this way, even though the fire service certainly carries a lot of political weight; its nothing compared to the lobbying muscles of the big three automakers in Detroit and the United Auto Workers union (UAW). And you just saw a few weeks back, how they were sent back a couple of times to get their act together and come up with a solid game plan. And even after a few weeks of getting grilled by the Congressional Committee, they finally received a fraction of what they were asking for.

Einstein defined insanity as "*doing the same thing over and over again and expecting different results*". My friends, spend the time and take a quick glance at a few of the historic national reports produced by some of our country's brightest and most dedicated fire service leaders of the past; such as the 1947 Fire Prevention Conference, the 1973 America Burning Report, the 1987 America Burning Revisited, and the 2002 America at Risk report. And it would be quite evident that we have mostly ignored the great recommendations in those reports, and we have kept on doing the same thing over and over again for the past few decades. Logic then dictates that we should not expect a different result, doesn't it?

<http://www.usfa.dhs.gov/about/47report.shtm>

<http://www.usfa.dhs.gov/downloads/pdf/publications/fa-264.pdf>

<http://www.usfa.dhs.gov/downloads/pdf/publications/5-0133-508.pdf>

<http://www.usfa.dhs.gov/downloads/pdf/publications/fa-223-508.pdf>

I used all of these quotations from Einstein in this article to prove a point, that one doesn't necessarily have to be as smart as Einstein, to ask us what results we have to show for the \$4 billion fire grants that we have received since 2001. What are we going to say when asked, why these billions of dollars have not had a small dent on reducing our country's annual fire fatalities and our total fire property loss? What tangible results do we have to show for those billions that we have received?

In my article titled "***Impetus for Change***" published back in January 2007, I indicated that in all other fields, many of the federal grants provide means for the most fundamental and essential improvements at the local levels. I suggested that we can learn from some of those successful examples, and that the fire grants could also serve as an impetus for change in addressing the fire problem in our country. I mentioned that this wasn't my idea at all, and that the concept of

(Continued on page 39)



Illinois Fire Inspectors Association

By George K. Michehl Executive Director

The Illinois Fire Inspectors Association (IFIA) has been busy preparing for the 3rd Residential Sprinkler Summit on February 4, 2009. We have teamed up with the Illinois Fire Chiefs Association and the Northern Illinois Fire Sprinkler Advisory Board for another dynamic program on residential sprinkler systems. This year's keynote speaker will be Jim Shannon, president and CEO of the NFPA. Following Shannon is John Viniello, president of the National Fire Sprinkler Association. We will also have Pat Parsley from the International Code Council speaking on the results of the IRC vote. Preceding the summit, on February 3, Fire Team USA will present their one-day training program on fire protection for your community. Registrations for these two events have exceeded our expectations.

If you are attending the NFPA conference in Chicago this June, you may want to keep another day open. The Fire and Life Safety Committee of the IFIA has contracted with Dr. Guylene Proulx, to provide a one-day seminar on June 11, 2009, on human behavior in fire. Dr. Proulx has interviewed hundreds of people who have survived fires and has conducted evacuation experiments in numerous buildings. Her studies focus on egress behavior, evacuation procedures, response to alarm signals, and more. To register online or read more about Dr. Proulx, go to www.illinoisfireinspectors.org. I hope to see many of you in Chicago.

We have teamed up with our Heat and Frost Insulators Local 17, Hilti Corporation and Air Products for a fire stopping class on February 17, 2009. It has been great working with these professionals in the development of this class.

The IFIA will submit legislation this session to ban the sale of novelty cigarette lighters. We had hoped to move this item quickly through the legislature.

Finally, if any of you are interested in history, the Illinois Fire Inspectors is hosting our 34th annual Fire and Life Safety Conference in historic Galena, Illinois, on April 15, 16, and 17, 2009. See Ulysses S. Grant's home and much more. The complete program can be found on our website at www.illinoisfireinspectors.org.

See you in the Windy City in June!

Hydrogen Resources for Codes and Standards Officials

Are you ready for the day you're asked to permit a hydrogen fueling station or fuel cell? Do you know what questions to ask and where to go for more information? On-line resources are available to assist with these questions from The National Renewable Energy Laboratory (NREL), a national laboratory of the U.S. Department of Energy, Office of Energy Efficiency and Renewable Energy.

The unique properties of hydrogen will require some less familiar equipment, site, and safety considerations. As permitting officials and developers become accustomed with the basic properties, uses, and safety considerations of hydrogen, they will better understand the construction and safety requirements of hydrogen technologies and related codes and standards.

The U.S. Department of Energy (DOE) has produced a new tool to help codes and standards officials understand the complex and constantly changing world of hydrogen permitting. The new Hydrogen Permitting Codes and Standards Web site, located at <http://www.hydrogen.energy.gov/permitting/>, contains information on the following topics:

(Continued on page 46)

(Continued from page 37)

Fire Loss Management Plan that was first explained in the 1973 America Burning report:
http://firechief.com/preparedness/firefighting_impetus_change/

“The Commission recommends that the proposed United States Fire Administration provide grants to local fire jurisdictions for developing master plans for fire protection. Further, the proposed U.S. Fire Administration should provide technical advice and qualified personnel to local fire jurisdictions to help them develop master plans.”

I ask you my friends, what better way for the federal government to be the impetus for change at the local level, than by working toward the development of the Fire Loss Management plans at all national, State and local levels? To me, it is amazing that our own history in the fire service, provides us with such a wealth of knowledge and comprehensive solutions that even after all these decades, we still can and must utilize to address our country’s current fire problem.

Back in 1973, the Commission was tasked to identify “*how should responsibilities for reducing fire losses be distributed among Federal, State and local governments?*” And in their America Burning report, they believed that the “Fire loss Management Plan” could be an answer to our country’s fire problem. It seems that back in 1973, they had the vision, but not the means to implement those positive changes. The important question to be answered is, now that we have some means in the form of fire grants, do we have the vision and the will to be the impetus for change?

Be More Proactive

There are those who believe that Ben Franklin’s old saying that “*an ounce of prevention is worth a pound of cure*” is passé. But then the wisdom of those centuries old words were reaffirmed in the National Institute of Building Sciences (NISB) report titled “*Natural Hazard Mitigation Saves*” submitted to the Congress of the United States on behalf of the Federal Emergency Management (FEMA) and it stated:

“This study shows that money spent on reducing the risk of natural hazards is a sound investment. On average, a dollar spent by FEMA on hazard mitigation (actions to reduce disaster losses) provides the nation about \$4 in future benefits”.

Others are recognizing the importance of preventive measures. And that same proactive focus was also evident in the “*Assistance to Firefighters Grant Program: Assessing Performance*” report where the Panel stated:

“With regard to the relative emphasis given to prevention and response capabilities, the Panel must follow the lead of national panels of experts and the advice of others interviewed during the course of this study. Those who know most about the fire problem have repeatedly emphasized that, in many situations, at the margin, increased emphasis on proven fire prevention approaches will have greater benefits for fire safety than further improvements in fire response capability.”

The importance of focusing on fire prevention in addressing our country’s fire problem was clearly acknowledged in the 1947 President’s Conference on Fire Prevention; and then strongly emphasized on by the 1973 America Burning report where they promoted a balanced approach between fire prevention and suppression by stating:

“There needs to be more emphasis on fire prevention. Fire departments, many of which confine their roles to putting out fires and rescuing its victims, need to expend more efforts to educate children on fire safety, to educate adults through residential inspections, to enforce fire prevention codes, and to see that fire safety is designed into buildings.....The commission recommends that local governments make fire prevention at least equal to suppression in the planning of fire department priorities.”

(Continued on page 40)

(Continued from page 39)

Now, even though certainly logical, I personally don't advocate dedicating 50% of all our local budgets or the AFG Program to the fire prevention programs. I am a realist. By all means, give the lion share of the local resources and AFG Programs to the operations side. But then logic dictates that if we are indeed serious about reducing fire fatalities and losses in our country, then we must be proactive and should focus more on the fire prevention and public education priorities, and must increase our spending and dedicate more of our fire grants to fire prevention.

After all, that is where we will be most effective in reducing the fatalities and fire losses. So wouldn't it make sense to shift our priorities just a tad and focus more on our prevention effort; so that we can justify the cost savings to our tax payers who are footing the bill for the AFG Program?

I am well aware that our attempts in 2010 will be merely focused on the reauthorization of the AFG Program. And that we don't want to open up the entire fire grant package to go through the Congressional process again. Because once we open that "Pandora's Box", we won't know what we will end up with, even if anything at all, especially during these tough economic times. But I have two suggestions:

The governing statutes for the AFG Program include a requirement that no less than 5% of the appropriated funds support the fire prevention and safety activities. If I am not mistaken, I believe that is only a minimum amount, and there is no set limit for the maximum. I believe that a mere reduction of 5% from the suppression side (which is very small), to be given to the fire prevention side, would literally mean doubling the fire prevention grants. Never mind the 1973 America Burning recommendations; let's split the pie 90% to 10%.

Give 10% to fire prevention and keep the 90% of the operations side. In my mind, doubling the fire prevention grants will have a direct positive impact in reducing the total annual fire losses in our country. And I don't believe that we have to go through the Congressional approval process for this minor administrative readjustment. If we are serious about reducing fire losses in our country, why not put our money where our mouth is?

The second suggestion is a tad more complex and might need Congressional approval. And that is to eliminate the burden of the cost sharing and matching funds for the fire departments applying for the fire prevention grants. Currently, fire departments are responsible for sharing the project cost of the fire prevention grants under a specific statutory formula which is proportional to their populations served.

Another quotation from Einstein shouldn't be necessary to prove that this is a major deterrent for all fire departments across the country to apply for the fire prevention grants. After all, as we all know unfortunately too well, during the tough economic times such as the one we are facing now, the fire prevention and public education programs are the very first victims of the budget cuts.

So, if the fire departments don't have funding for the fire prevention programs at their local levels in the first place, and as a matter of fact they are forced to cut them down, then where in the world are they going to find the matching funds in their strapped budgets for the cost sharing part of the fire grant? That being said, is there any wonder why there are not too many fire department applications for the Fire Prevention & Safety Grants (FP&S), year in and year out?

What good is it to have the federal funding for the fire prevention grant, or even attempt to increase the funding, as I have suggested in the paragraphs above; when the current provisions within the system, have made it almost impossible for the fire departments across the land to be able to fully utilize the fire prevention grants?

That defies logic to say the least. We must change that, and do that soon, if we are indeed serious about addressing the fire problem in our country.

(Continued on page 41)

(Continued from page 40)

I can't stress enough the importance of supporting CFSI's efforts in fighting the many battles on the Capitol Hill on behalf of the fire service. The 2010 reauthorization of the AFG Program is a challenge that demands our attention and requires all our support.

The current global economic recession and our country's political realities of today must remind us in the fire service that right or wrong, ready or not, "change" is upon us. And as a bare minimum, we need to adapt, even if all that we hope for, is to maintain the status quo and not lose grounds.

In my view though, it is even more important for us to take this opportunity to readjust our strategies, to enable us to provide the highest level of protection of our public, and maximize the rate of return on their investment on us.

It is important for us to recognize that we can't do that solely by being reactive and responding to fires as, we have historically done. We need to be more proactive. Can we do that? If our new Commander-in-Chief believes that "yes, we can"; then so should we. That is of course if we put our hearts in it. I believe that not only we can; we must. After all, it is our professional obligation.





BRIDGING THE GAP FROM
YESTERDAY INTO TOMORROW

Vision 20/20 Update

By Jim Crawford

We keep a pretty low profile, mostly because we'd rather act than talk about it and the people actively working on Vision 20/20 feel pretty much the same way. With the new year starting I thought it appropriate to update you on our current activities and next steps.

Every one of the five strategies has a lead – or several leads - who have expressed an interest in moving the strategy forward toward action. I've had numerous inquiries asking how individuals can become more involved – and all I can say right now is that until each has identified funding and a more specific action plan – it is best to be patient, stay positive and keep the faith because we're not giving up.

Strategy 1 – the National Advocacy effort (to increase the importance of fire prevention programs with external decision makers) is being headed up by the International Association of Fire Chief's Fire and Life Safety Section. They will be meeting shortly to plan more specific action steps.

Strategy 2 – the National Education/Social Marketing campaign is being pushed by myself, Meri-K. Appy and Dr. Angela Mickalide of the Home Safety Council, Dr. Mick Ballesteros of the Center for Disease Control and Prevention, Ben May of Disney, Paul Schwartzman of the NFPA Public Education Section and others. We recently met with the national Academy for Educational Development in Washington DC. The AEC has conducted many national and international social marketing campaigns and is interested in becoming an active partner in Strategy 2. We will be applying for grant funds for production and deliver of specific messages associated with Strategy 2.

Strategy 3 – the effort to increase fire prevention's level of importance to internal fire department audiences is being led by Bill Kehoe of the Institution of Fire Engineers (US Branch). Bill has partnered with the Chief Ron Sciarnicki and others from the National Fallen Firefighters Association for more specific action planning. They have already conducted a national planning summit bringing several national fire service leaders together at the National Fire Academy for planning purposes. They intend to apply for funds to complete several action items that were identified at Vision 20/20 and more which are congruent with NFFF strategies and goals on this topic.

Strategy 4 – the effort to emphasize new and existing technologies is being led by Dan Madryzkowski of the National Institute of Standards and Technology. Dan and several others are planning a national summit for more planning – and are confident of action being achieved.

Strategy 5 – the effort to increase fire service involvement in collaborative efforts for codes and standards development is being led by Sean DeCrane of the International Association of Firefighters. With shining examples like the recent effort to get fire sprinklers in one and two family dwellings (led by the International Residential Code Sprinkler Coalition), we can see a road map to follow by looking at similar efforts for other code issues. Sean has been speaking with those involved in the codes and standards development arena – and grant funds will be applied for to support more efforts in this arena.

Concurrently, the Institution of Fire Engineers and Vision 20/20 have been refining model performance measures for prevention programs. A copy of the document should be available shortly. Field testing and focus groups have been

(Continued on page 43)

(Continued from page 42)

formed to refine the measures so that they are useful to field practitioners. Efforts are also under way to develop “best practices in prevention” criteria that reflect evidence based decision making and data to support results from prevention programs.

IFE is committed to Vision 20/20 and the collaborative planning effort it represents. We will be applying for more grant funds to continue the planning process, and to conduct another national forum on the plan and best practices in prevention. Other projects, like the implementation of international best practices learned from the recent study by Tri-Data and the Center for Disease Control and Prevention will be proceeding as well. With pilot tests in the US to show how the US version of station based prevention activities can work, we hope to demonstrate how the fire service can maximize their resources and involve firefighters actively in prevention.

The Steering Committee for Vision 20/20 will be meeting again in early April immediately following the CFSI dinner. We continue to work closely with leaders at the US Fire Administration, subject only to the rules of the DHS grant process and the limitations they impose. However, I think our relationships are good and that there are opportunities for partnership as we proceed.

There is more, but we all have full time jobs to attend to as well as our work to keep Vision 20/20 moving forward. We do appreciate your patience and continued support –believe me it helps. We will be providing more updates as we get more specifics.

Number of large-loss fires up by more than 54 percent in 2007

NFPA Journal publishes article on large-loss fires

Each year, NFPA publishes details on large-loss fires and explosions in the United States that each resulted in property damage of at least \$5 million. There were 25 more large-loss fires in 2007 than in the previous year, accounting for an increase of more than 54 percent.

In 2007, 71 fires occurred that resulted in losses of \$5 million or more, compared to 46 in 2006. These fires accounted for less than one percent of the estimated number of fires in 2007, but accounted for 24 percent of the total estimated dollar loss from fires.

Other key findings from the report:

- Large-loss fires killed 19 civilians, injured 168 firefighters and 67 civilians.
- Large-loss fires resulted in \$3.5 billion in direct property loss in 2007. (Total fire loss for 2007 was \$14.6 billion.)
- Property loss from large-loss fires was up by almost \$3 billion in 2007.
- Most of the increase in dollar loss in 2007 is attributed to the Southern California Firestorm.
- The Southern California Firestorm was one of 20 fires that caused more than \$20 million in property damage. It was also one of five fires that resulted in a loss of more than \$100 million.

Dust Explosion Hazard Recognition and Control: New Strategies

You're invited to a two-day symposium May 13-14 on *Dust Explosion Hazard Recognition and Control: New Strategies*. The symposium, sponsored by the Fire Protection Research Foundation, will highlight updates in best industry practices for the management of the dust explosion hazard. Keynotes from CSB, OSHA and NASFM will describe federal and state legislative initiatives; an update on the latest changes in NFPA standards will be presented. A one day seminar on dust explosion hazard prevention and control will be also be offered as an adjunct event. For more information and to register, go to www.nfpa.org/Foundation.



One-Stop Data Shop
 Fire Analysis and Research Division
 1 Batterymarch Park, Quincy, MA 02169
 Email: osds@nfpa.org
 www.nfpa.org

U.S. Experience with Sprinklers

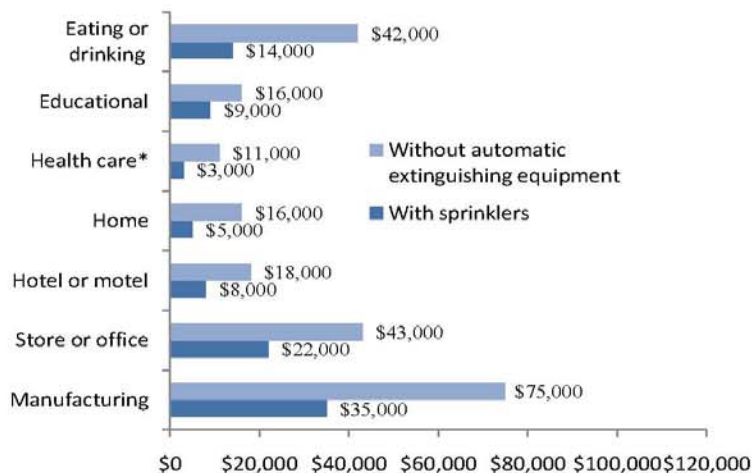
Sprinklers save lives and protect property from fires.

Compared to properties without automatic extinguishing equipment

- The death rate per fire in sprinklered homes is lower by 80%.
- For most property uses, damage per fire is lower by 45-70% in sprinklered properties.

Flame damage was confined to the room of origin in 94% of fires in sprinklered properties vs. 74% in fires with no automatic extinguishing equipment.

Damage per Fire With and Without Sprinklers, 2003-2006



*Health care refers only to hospitals, nursing homes, and clinics.

Sprinklers are reliable and effective.

- In reported structure fires large enough to activate them, sprinklers operated in 95% of fires in sprinklered properties.
- Wet pipe sprinklers operated in 96% of these fires vs. 84% for dry pipe sprinklers.
- In reported structure fires large enough to activate them, sprinklers operated and were effective in 91% of fires in sprinklered properties.
- Wet pipe sprinklers operated and were effective in 92% of fires vs. 77% for dry pipe sprinklers.

NOTE: NFPA's Fire Sprinkler Initiative: Bringing Safety Home is a nationwide effort to encourage the use of home fire sprinklers and the adoption of fire sprinkler requirements for new construction. See www.firesprinklerinitiative.org.

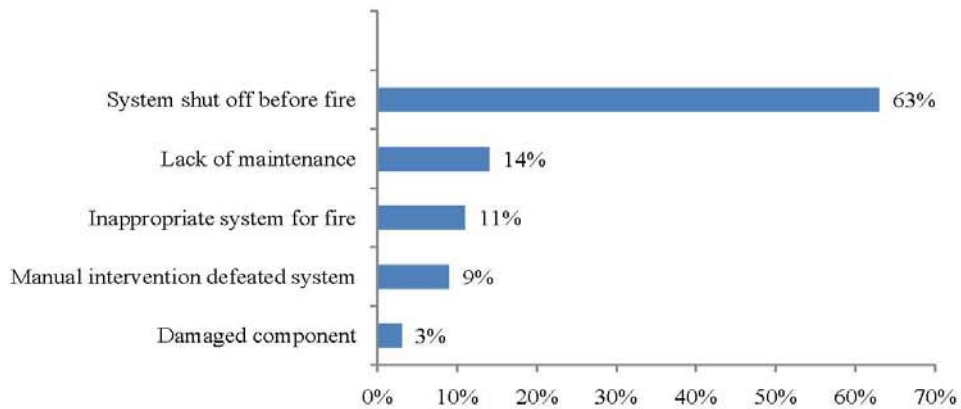
Based on 2003-2006 U.S. reported fires excluding buildings under construction. Sprinklered properties exclude properties with no sprinklers in fire area. Source: *U.S. Experience with Sprinklers and Other Automatic Fire Extinguishing Equipment* by John R. Hall, Jr., NFPA, Quincy, MA, January 2009.

Continued on page 45

Continued from page 44

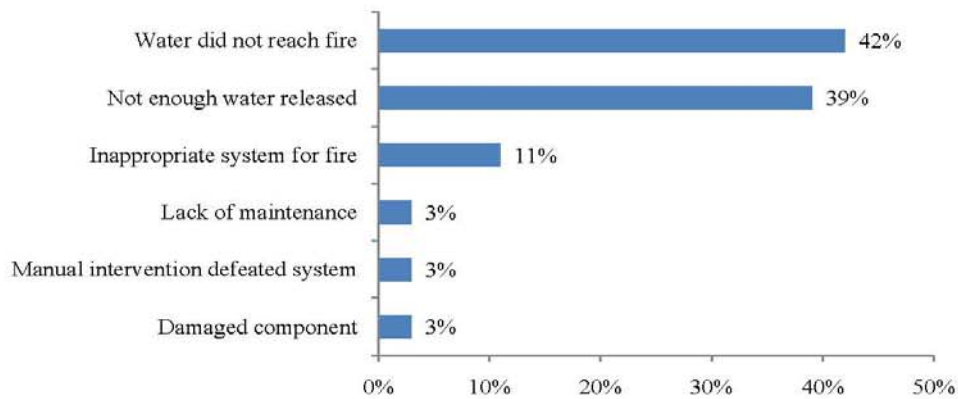
The graph below is based on the 5% of fires in sprinklered properties in which the sprinkler should have operated but did not.

**Reasons When Sprinklers Fail to Operate
2003-2006**



In fires where sprinklers operated, they were effective in 96% of the cases. The graph below is based on the other 4%, in which the sprinkler was ineffective.

**Reasons When Sprinklers Are Ineffective
2003-2006**



Usually only 1 or 2 sprinklers are required to control the fire.

- When wet pipe sprinklers operated, 88% of reported fires involved only 1 or 2 sprinklers.
- For dry pipe sprinklers, 73% involved only 1 or 2 sprinklers.

Based on 2003-2006 U.S. reported fires excluding buildings under construction. Sprinklered properties exclude properties with no sprinklers in fire area. Source: *U.S. Experience with Sprinklers and Other Automatic Fire Extinguishing Equipment* by John R. Hall, Jr., NFPA, Quincy, MA, January 2009.



Wisconsin Fire Inspectors Association

By Tod Doebler President

Changes and a continued battle

In November of 2008 our Association has elected Ron Omernick of Wausau Fire Department as our new president. I have all of the confidence in Ron ability to keep carrying our Association forward. He has reappointed me as President of the Wisconsin Chapter of the International Fire Marshals Association. It is great to be able to continue my work with this Association.

There are many things happening very rapidly through out or country as well as our state. These hard economic times have put strains on many departments not just in a budgetary manor, but with the increased number of fire that are intentionally set in order to try to get out of their current economic problems. As I read the posting on EPARADE about the significant multi fatality fire for January I'm disturbed at this current pace. The US has already doubled the number of deaths for 09 compared to 08. And were are these deaths occurring - residential housing. This brings us to the continued battle, for the requirement of residential sprinklers. As you all know the builders are already moving forward to block this new requirement in numerous states. Here in Wisconsin, the Inspectors Association is partnering with the National Fire Sprinkler Association and others to have the resources and expertise to continue with this battle.

Our Conference Committee is already hard at work in planning our annual conference, held in Wausau, November 2 – 6 2009. If any IFMA member would like to attend our conference please contact me and I will see that you only pay our members cost.

Again it is great to be able to continue representing our association as the Chapter President and I look forward to a successful 2009.

(Continued from page 38)

- Hydrogen codes and standards
- The permitting process
- Hydrogen information resources

Highlights of the new site include a searchable database of hydrogen codes and standards and a detailed outline of the permitting process steps. Also, new Hydrogen Learning Modules for Code Officials will be available soon through www.hydrogen.energy.gov. For additional information contact: Antonio Ruiz, U.S. Department of Energy, Office of Renewable Energy and Energy Efficiency, at email: antonio_ruiz@ee.doe.gov

Workshops for Permitting of Hydrogen and Other Alternative Fuel Applications

The Department of Energy (DoE), through the National Renewable Energy Laboratory ((NREL), is currently planning 12 workshops during the calendar year of 2009 to address permitting of certain facilities that use hydrogen and other alternative fuel technologies.

These workshops are intended for code officials and other interested parties and will be free to attendees. Each workshop will focus on new hydrogen-oriented applications, and especially on operations involving hydrogen fueling stations and fuel cells used as backup power for telecommunications. Some of the workshops will also include limited information provided for other alternative technologies utilizing wind, biofuels and solar.

(Continued on page 48)



An Overview of the U.S. Fire Problem

National Fire Protection Association
 1 Batterymarch Park • Quincy, MA 02169-7471
 www.nfpa.org • osds@nfpa.org

In 2007, U.S. fire departments responded to an estimated 1,557,500 fires. These fires caused 3,430 civilian deaths and 17,675 civilian injuries. In the same year, 103 firefighters were fatally injured while on duty and 80,100 suffered non-fatal injuries.

The 2007 fire statistics (except for firefighter fatalities) are projections derived from NFPA's annual fire department survey. The 2,743 departments that did respond to the sample survey protect 110,607,300 people, or 37% of the total U.S. population.

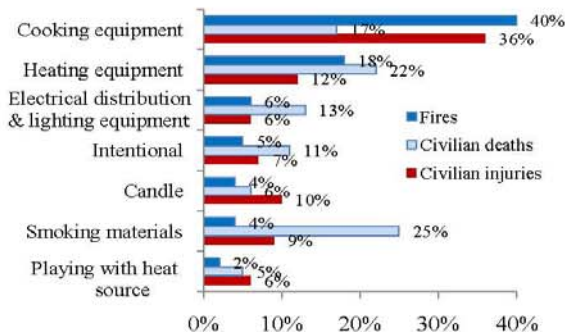


In 2007, home structure fires caused 84% of the civilian fire deaths and 77% of the civilian fire injuries. Homes include one-and two-family dwellings, apartments, townhouses, row houses, and manufactured homes.

The U.S. Fire Administration's National Fire Incident Reporting System (NFIRS) provides the details that, together with NFPA's survey, are used to estimate the size of specific fire problems.

The graph below shows how the leading causes vary depending on whether the interest is in fires, deaths or injuries.

Major Causes of Home Structure Fires
 2003-2006



Cooking is the leading cause of home fires and home fire injuries. Unattended cooking is the leading factor contributing to these fires.

Frying is the leading type of activity associated with cooking fires.

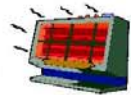
More than half of all cooking fire injuries occurred when people tried to fight the fire themselves.

Smoking has been the leading cause of home fire deaths for decades. Seventy percent of the home smoking material fire fatalities resulted from fires originating with a) upholstered furniture, or b) mattresses or bedding. Flammability standards and decreases in smoking have helped reduce these deaths, but the "fire-safe" cigarette could help prevent many more. Canada and three out of four states in the U.S. have passed legislation requiring cigarettes to be "fire-safe."



Seven percent of home smoking fire fatalities whose smoking materials started the fire were using medical oxygen.

Heating equipment caused 22% of home fire deaths. Heating equipment ranked second in reported home fires and home fire injuries. Portable and fixed space heaters, including wood stoves, are involved in more fires than central heat and are also more likely than central heating fires to result in death.



Electrical distribution or lighting equipment was the third leading cause of home fires. A study by the Consumer Product Safety Commission (CPSC) found that homes with older wiring face an increased risk of electrical wiring fire.

Intentional fires are the fourth leading cause of home fire deaths. According to FBI statistics, roughly half of the people arrested for arson in recent years were under 18.



Continued on page 49

(Continued from page 3)

Another significant decision was a conclusion in the final report on the 1124 Fireworks language. There was no removal of the language or change to the contents of Chapter 7. Additionally, funding is to be provided for code enforcers and to add more member seats on the committee. Again, thanks to all who came out and voiced concerns regarding the potential adverse consequences of this change for AHJs.

During the year 2008, I had the pleasure of attending three of the regional conferences and meeting many of the code committee members for the first time. The level of commitment and professionalism devoted to the mission of updating the codes was inspiring. In 2009 we look forward to another positive experience with the committee members contributing both hours and genuine effort toward this valuable work. I am looking forward to future meetings and working with each of you in the coming year.


Educational offerings for the NFPA conference in Chicago have been finalized and many have received approval for inclusion in the program. Some offerings were submitted by IFMA members; however, other approved courses were the result of a collaborative effort with the IFMA Board and our partnership with SFPE and NASFM. This reflects the first priority of our commitments made in Las Vegas, "to increase training opportunities for chapter members." We hope these courses on code enforcement and public safety within local jurisdictions are stimulating and thought provoking. These offerings were designed to show the contemporary challenges we face as fire marshals.

Lastly, the winter IFMA Board meeting at NFPA headquarters was very informative. Thanks and much appreciation go to President Jim Shannon and the NFPA staff for allotting time to attend the meeting and to share updates, progress of programs, and plans for the coming year.

(Continued from page 46)

The locations of these workshops are still being planned, but plans are for them to be held throughout the United States in areas now being subjected to permitting requests. Each workshop is being set-up to be 1 ½ to 2 days in length, with the first half focusing on fueling operations and the second half on stationary power generation.

If you have an interest in this subject matter, or know of someone else who is looking for information on this topic and these workshops, additional details as they become available will be posted at <http://www.eere.energy.gov/hydrogenandfuelcells/events.html>. Further information on this initiative can also be obtained directly from NREL by contacting: Carl Rivkin, P.E., National Renewable Energy Laboratory, at email: carl_rivkin@nrel.gov.



Continued from page 47



Candles were the third leading cause of home fire injuries. These fires tripled from 1990 to 2001 with the increase in candle sales but declined somewhat since then. Candles used for light in the absence of electrical power caused 1/3 of fatal candle fires.

Children under 5 are more than 8 times as likely to die in fire caused by playing with heat source than are people of all ages.



Most child-play home structure fires start by lighters or matches. Almost half of all child-play home structure fires begin in the bedroom.



Almost all U.S. homes have at least one smoke alarm, but 63% of home fire deaths resulted from fires in homes without working smoke alarms.

People who are under the influence of alcohol, drugs or medications, have disabilities, or are very close to where the fire started, may not be able to act on a smoke alarm's warning.

Nuisance alarms are the leading reason for disabling smoke alarms.

Sprinklers decrease the fire death rate per 1,000 reported residential fires by 77% and the average loss per residential fire by 63%.

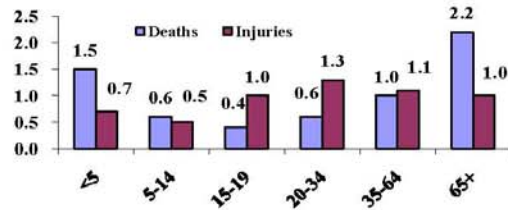
NFPA's Fire Sprinkler Initiative: Bringing Safety Home is a nationwide effort to encourage the use of home fire sprinklers and the adoption of fire sprinkler requirements for new construction.

See www.firesprinklerinitiative.org.

Children under 5 and older adults face the highest risk of home fire death, but young adults face a higher risk of home fire injury.



Relative Risk of U.S. Home Fire Deaths and Injuries by Age Group: 2002-2005



States with the highest fire death rates tend to have higher percentages of

- Adults who did not finish high school,
- Black or Native American residents,
- Smokers,
- Households living in poverty, and
- People living in rural areas.

Road vehicle fires caused 11% of the civilian fire deaths. In 2007, the 365 deaths caused by car, truck and related vehicle fires exceeded the 515 deaths resulting from apartment fires.



Three of every five road vehicle fire deaths resulted from fires caused by collisions or overturns.



Half of all reported fires were outside or unclassified types of fires.

On average, a fire department responded to

- A fire every 20 seconds,
- An outside fire every 41 seconds,
- A structure fire every 59 seconds,
- And a vehicle fire every 122 seconds.



Fire claimed nine lives every day.

Source: NFPA's Fire Analysis and Research Division. References are available at www.nfpa.org/osds. January 2009.

Coming Events

February

- 17-18** Southern Regional Fire Code Development Committee, Louisville, KY
- 18-19 Hazardous Chemicals, Conference Call
- 24-25** Western Regional Fire Code Development Committee, Phoenix, AZ
- 25-27 Electrical Standard for Industrial Machinery, San Diego, CA

March

- 3-4 NFPA Standards Council, Miami Beach, FL
- 10-11 Liquefied Petroleum Gases, San Antonio, TX
- 12-13 Fire Fighter Professional Qualifications, San Diego, CA
- 14-15 Fire Service Training, Hilton Head Island, SC
- 17-18 Aerosol Extinguishing Technology, Orlando, FL
- 17-19 Emergency Management and Business Continuity, Bridgeton, MO
- 24 Emergency Service Organization Risk Management, San Antonio, TX
- 26-27 Aircraft Rescue and Fire Fighting, San Diego, CA

April

- 1** IFMA Board Meeting, Washington, DC
- 1-2** CFSI Dinner, Washington, DC
- 2-3 Public Fire Educator Professional Qualifications, Metairie, LA
- 7-9 Water Additives for Fire Control and Vapor Mitigation, Denver, CO
- 21-23 Airport Facilities, Tukwila, WA
- 24 Aircraft Maintenance, Tukwila, WA
- 27-May 1 TCC National Electric Code, Longboat Key, FL
- 28 Fire Tests, San Antonio, TX
- 28-29 Portable Fire Extinguishers, Northbrook, IL
- 28-29 Smoke Management Systems, Tampa, FL
- 28-30 Forest and Rural Fire Protection, Tucson, AZ
- 28-May 1 Electric Generating Plants, San Antonio, TX